THIS DRAWING IS UNPUBLISHED. RELEASED FOR PUBLICATION 20
© COPYRIGHT 20 BY - TE CONNECTIVITY ALL RIGHTS RESERVED.

LOC	DIST
ES	00

REVISIONS

P	LTR	DESCRIPTION	DATE	DWN	APVD
	G9	ADD NEW DASH NUMBER 2-9	04MAY2012	CZ	SZ
	H2	REV PER ECR-12-020199	22NOV2012	CZ	SZ
	H4	ADDED THE NEW DASH NUMBER -33	28DEC2012	ML	SZ

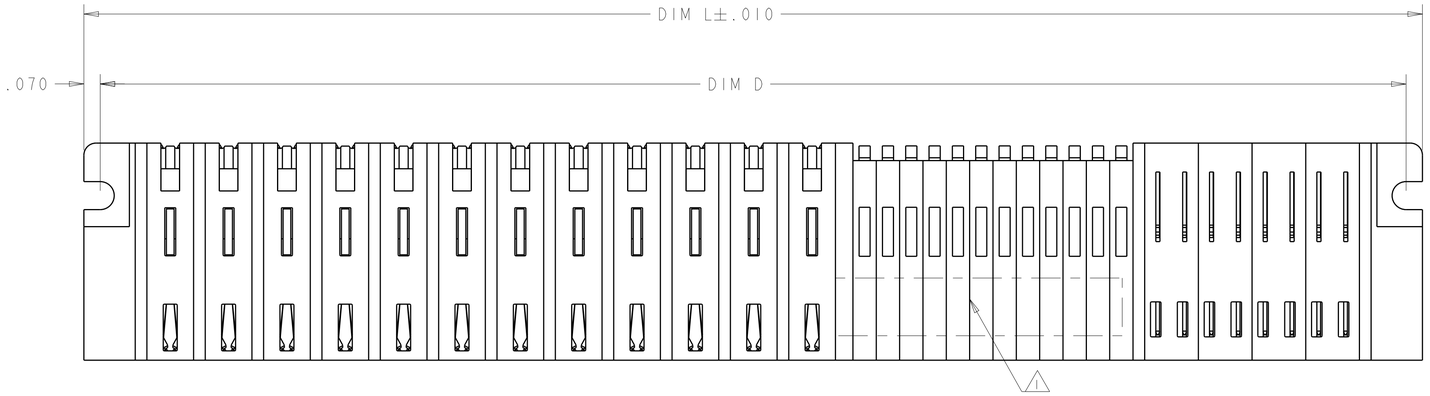

1. "AMP", PART NUMBER, AND DATECODE TO BE MARKED IN AREA SHOWN. PARTS UNDER 2.00 LONG MAY BE MARKED ON BOTH SIDES.
2. MATERIAL:
   HOUSING - GLASS FILLED HIGH TEMP THERMO PLASTIC,BLACK, UL94 V-0
   SIGNAL CONTACT - COPPER ALLOY
   POWER CONTACT - HIGH CONDUCTIVITY COPPER ALLOY.
3. CONTACT PLATING - NOBLE METAL PLATING ON CONTACT FUNCTIONAL AREA OF POWER AND SIGNAL CONTACTS
4. MECHANICAL CONNECTOR KEEP OUT ZONE.
5. DATUM AND BASIC DIMENSIONS ESTABLISHED BY CUSTOMER.
6. PCB - HOLE DIAMETERS ARE FINISHED HOLE SIZE.
7. PCB - .0453±.0010 DRILLED HOLES PLATED WITH .0003 MIN Sn OVER .001 TO .003 Cu PLATING TO ACHIEVE A .040 DIA HOLE.
8. TO GENERAL POWER CONTACT (WITHOUT LP POWER CONTACT), VARIABLE DIMENSIONS PLEASE SEE SHEET 2.
9. PLEASE REFER TO PAGE 5 FOR DETAIL DIMENSIONS.
10. PLEASE REFER TO PAGE 7 FOR SPECIAL DIMENSIONS.
11. FOR LP/S/P CONFIGURATION, OR SPECIAL DIMENSIONS FOR PART 2-6450840-1, PLEASE REFER TO SHEET 2.

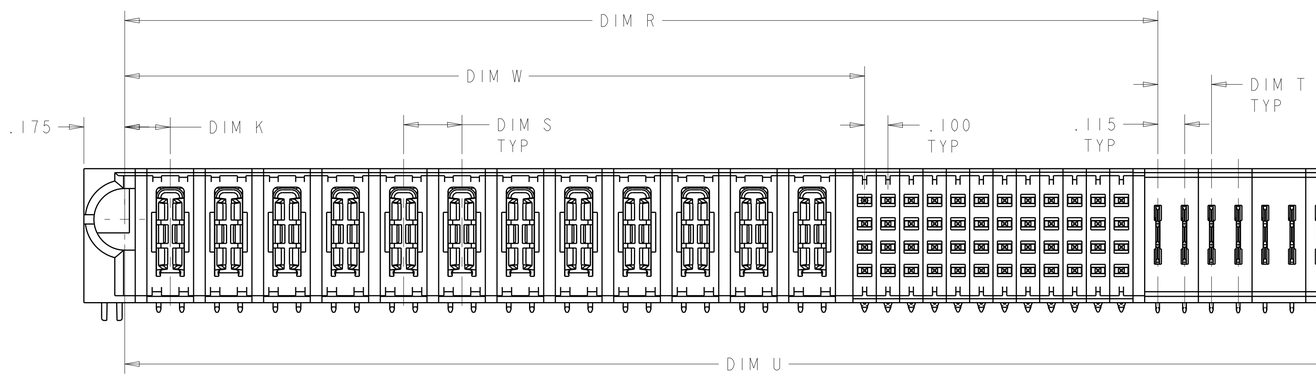

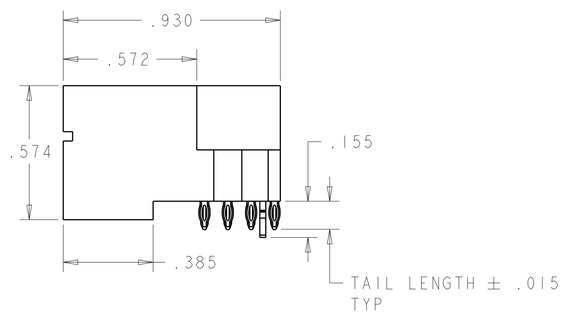

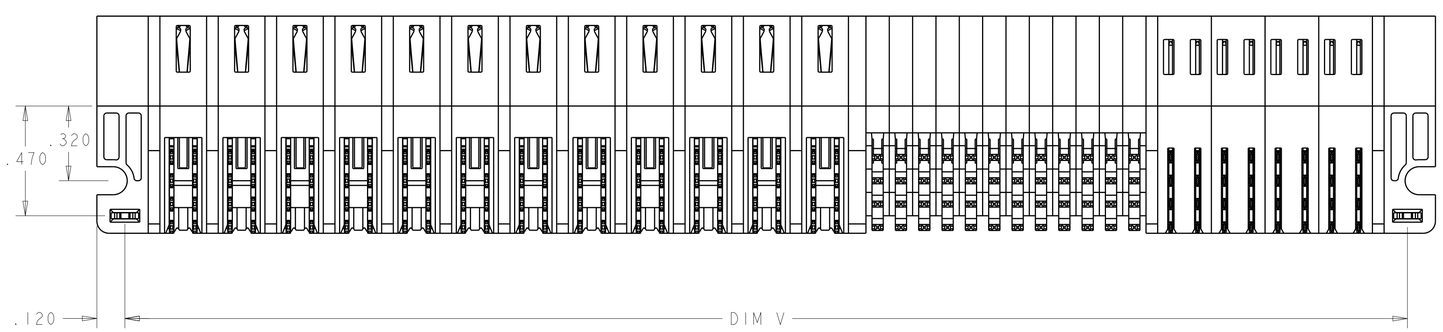

THIS DRAWING IS A CONTROLLED DOCUMENT.		DWN ALEX SHOAL 14DEC2007	TE Connectivity
DIMENSIONS: INCHES	TOLERANCES UNLESS OTHERWISE SPECIFIED: 0 PLC ±- 1 PLC ±- 2 PLC ±.01 3 PLC ±.005 4 PLC ±.0050 ANGLES ±2°	CHK Suny Zhao 20DEC2007	NAME RIGHT ANGLE HEADER W/ LP CONTACT AND SHORT END MODULES MULTI-BEAM XLE
		APVD Suny Zhao 20DEC2007	
		PRODUCT SPEC 108-2292	
		APPLICATION SPEC 114-13251	SIZE A1 / CAGE CODE 00779 / DRAWING NO C-6450840 / RESTRICTED TO -
MATERIAL - 2	FINISH - 3	WEIGHT -	
		Customer Drawing	SCALE 4:1 / SHEET 1 OF 16 / REV H4

4805 (3/11)

THIS DRAWING IS UNPUBLISHED. RELEASED FOR PUBLICATION 20
© COPYRIGHT 20 BY - TE CONNECTIVITY ALL RIGHTS RESERVED.

LOC	DIST
ES	00

REVISIONS

P	LTR	DESCRIPTION	DATE	DWN	APVD
	-	SEE SHEET 1	-	-	-

H3	.250	2.315	1.535	.860	2.205	.230 (1)	2.415	2.555	.1275 (1)	6LP + 24S + 3P (1)	3-6450840-3
H2	-	1.135	.8075	.375	1.025	-	1.235	1.375	.1025 (1)	2LP + 16S + 2LP	3-6450840-1
	.250	2.300	1.520	.845	2.190	.250	2.400	2.540	.170	3P + 24S + 3P	2-6450840-9
	.250	3.800	2.270	1.595	3.690	.250	3.900	4.040	.170	6P + 24S + 6P	2-6450840-7
	.250 (8)	4.400	2.370	2.095	4.290	.250	4.500	4.640	.170	8P + 8S + 8P	1-6450840-6
	.250 (8)	1.700	1.145	.645	1.590	.250	1.800	1.940	.195	2P + 16S + 2P	2-6450840-5
	.250	6.000	3.970	2.095	5.890	.250	6.100	6.240	.170	8P + 72S + 8P	2-6450840-3
	.250	2.500	1.470	1.095	2.390	.250	2.600	2.740	.170	4P + 12S + 4P	2-6450840-2
	.230	5.585	1.5025	.645	5.475	.250	5.685	5.825	.170	2P + 32S + 4LP + 14P	2-6450840-1 (1)
	.250 (1)	3.520	2.990 (1)	2.265 (1)	3.410	.230 (1)	3.620	3.760	.1525 (1)	18LP + 24S + 2P	2-6450840-0
	-	1.300	1.020	.345	1.190	-	1.400	1.540	.170	1P + 24S + 1P	1-6450840-5
	.200 (8)	3.300	2.020 (8)	1.345	3.190	.200	3.400	3.540	.170	6HDP + 24S + 6HDP	1-6450840-2
	.200	2.400	1.520	.945	2.290	.200	2.500	2.640	.170	4HDP + 20S + 4HDP	1-6450840-1
	.250	2.400	1.370	1.095	2.290	.250	2.500	2.640	.170	4P + 8S + 4P	1-6450840-0
	.200 (8)	2.100	1.220	.945	1.990	.200	2.200	2.340	.170	4HDP + 8S + 4HDP	6450840-9
	- (8)	-	-	-	-	-	-	-	-	4P+16S+24S+2HDP	6450840-8 (9)
	-	1.300	1.020	.345	1.190	-	1.400	1.540	.170	1P + 24S + 1P	6450840-7
	-	2.480	2.1525 (8)	1.345	2.370	.250	2.580	2.720	.170	5P + 32S + 2LP	6450840-6
	.250	3.400	2.120	1.395	3.290	.250	3.500	3.640	.170	5P + 24S + 5P	6450840-5
	.200 (8)	5.150	2.670 (8)	1.345	5.040	.300	5.250	5.390	.195	4ACP + 48S + 12HDP	6450840-4
	.230 (8)	5.495	4.4275 (8)	3.170	5.385	.250	5.595	5.735	.195	12P + 48S + 8LP	6450840-3
	-	2.315	-	-	2.205	-	2.415	2.555	.170	3P+ 1LP + 24S + 3HDP	6450840-2 (1)
	DIM T	DIM V	DIM R	DIM W	DIM U	DIM S	DIM D	DIM L	DIM K	DESCRIPTION	PART NUMBER

THIS DRAWING IS A CONTROLLED DOCUMENT.

DIMENSIONS: INCHES

TOLERANCES UNLESS OTHERWISE SPECIFIED:
0 PLC ±-
1 PLC ±-
2 PLC ±.01
3 PLC ±.005
4 PLC ±.0050
ANGLES ±2°

MATERIAL - -
FINISH - -

DWN ALEX SHOAL 14DEC2007
CHK Suny Zhao 20DEC2007
APVD Suny Zhao 20DEC2007
PRODUCT SPEC 108-2292
APPLICATION SPEC 114-13251
WEIGHT -

TE Connectivity

NAME RIGHT ANGLE HEADER W/ LP CONTACT AND SHORT END MODULES MULTI-BEAM XLE

SIZE A1 | CAGE CODE 00779 | DRAWING NO C-6450840 | RESTRICTED TO -

Customer Drawing | SCALE 1:1 | SHEET 2 OF 16 | REV H4

THIS DRAWING IS UNPUBLISHED. RELEASED FOR PUBLICATION 20
© COPYRIGHT 20 BY - TE CONNECTIVITY ALL RIGHTS RESERVED.

LOC	DIST
ES	00

REVISIONS

P	LTR	DESCRIPTION	DATE	DWN	APVD
	-	SEE SHEET 1	-	-	-

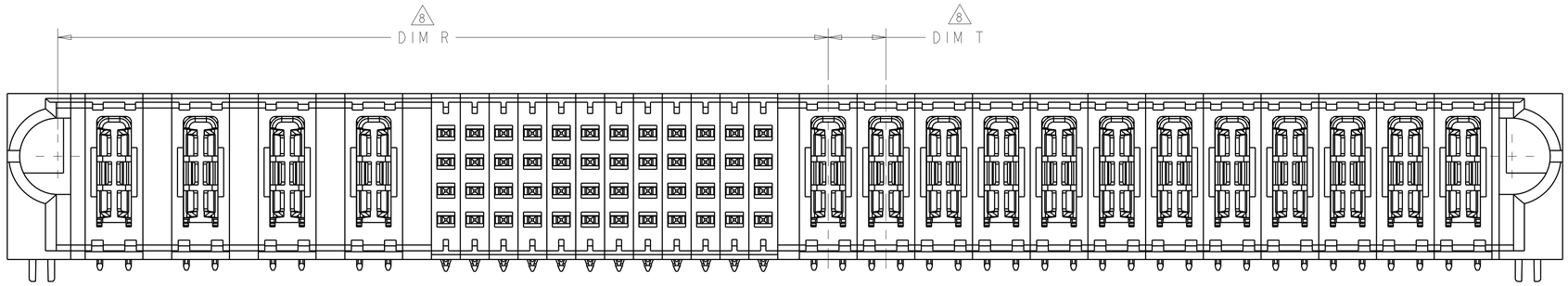

FOR P/S/P CONFIGURATION
UNSPECIFIED DIM REFER TO SHEET 1
SCALE 4:1

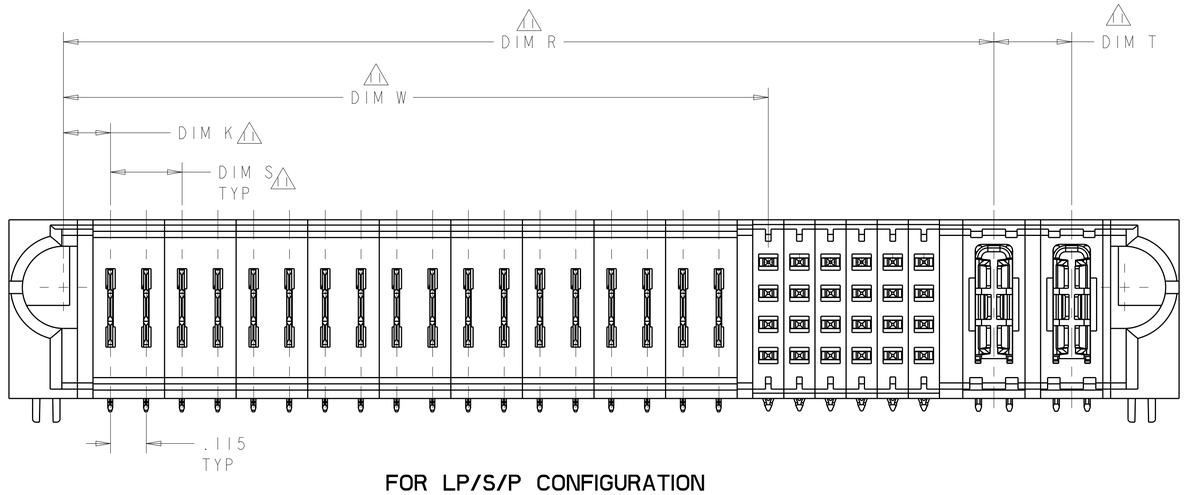

FOR LP/S/P CONFIGURATION
UNSPECIFIED DIM REFER TO SHEET 1

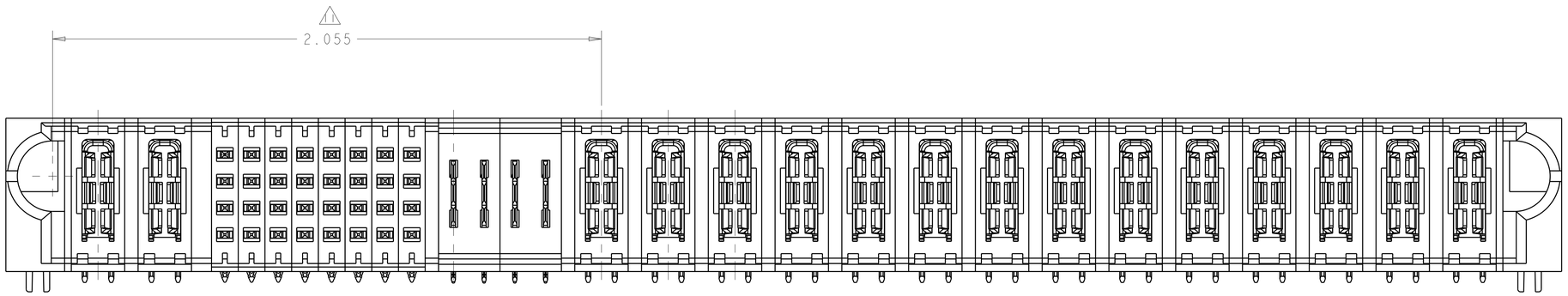

FOR PART 2-6450840-1 ONLY

THIS DRAWING IS A CONTROLLED DOCUMENT.	DWN ALEX SHOAL 14DEC2007	TE Connectivity	
DIMENSIONS: INCHES	CHK Suny Zhao 20DEC2007	NAME RIGHT ANGLE HEADER W/ LP CONTACT AND SHORT END MODULES MULTI-BEAM XLE	
TOLERANCES UNLESS OTHERWISE SPECIFIED: 0 PLC ± 1 PLC ± 2 PLC ±.01 3 PLC ±.005 4 PLC ±.0050 ANGLES ±2°	APVD Suny Zhao 20DEC2007	PRODUCT SPEC 108-2292	
		APPLICATION SPEC 114-13251	
MATERIAL - -	FINISH - -	WEIGHT -	SIZE A1 · CAGE CODE 00779 · DRAWING NO. C-6450840 · RESTRICTED TO -
		Customer Drawing	SCALE 1:1 · SHEET 3 OF 16 · REV H4

THIS DRAWING IS UNPUBLISHED. RELEASED FOR PUBLICATION 20
© COPYRIGHT 20 BY - TE CONNECTIVITY ALL RIGHTS RESERVED.

LOC	DIST
ES	00

REVISIONS

P	LTR	DESCRIPTION	DATE	DWN	APVD
	-	SEE SHEET 1	-	-	-

PART NUMBER	ROWS		POWER												SIGNAL												POWER								
			P1	P2	P3	P4	P5	P6	P7	P8	P9	P10	P11	P12	1	2	3	4	5	6	7	8	9	10	11	12	LP1	LP2	LP3	LP4	LP5	LP6	LP7	LP8	
6450840-3	D		TT	TT	TT	TT	TT	TT	TT	TT	TT	TT	TT	TT	Z5	Z5	Z5	Z5	Z5	Z5	Z5	Z5	Z5	Z5	Z5	Z5	LT	LT	LT	LT	LT	LT	LT	LT	
	C														Y5	Y5	Y5	Y5	Y5	Y5	Y5	Y5	Y5	Y5	Y5	Y5									
	B														R5	R5	R5	R5	R5	R5	R5	R5	R5	R5	R5	R5									
	A	HD													O5	O5	O5	O5	O5	O5	O5	O5	O5	O5	O5	O5									HD
12P + 48S + 8LP																																			

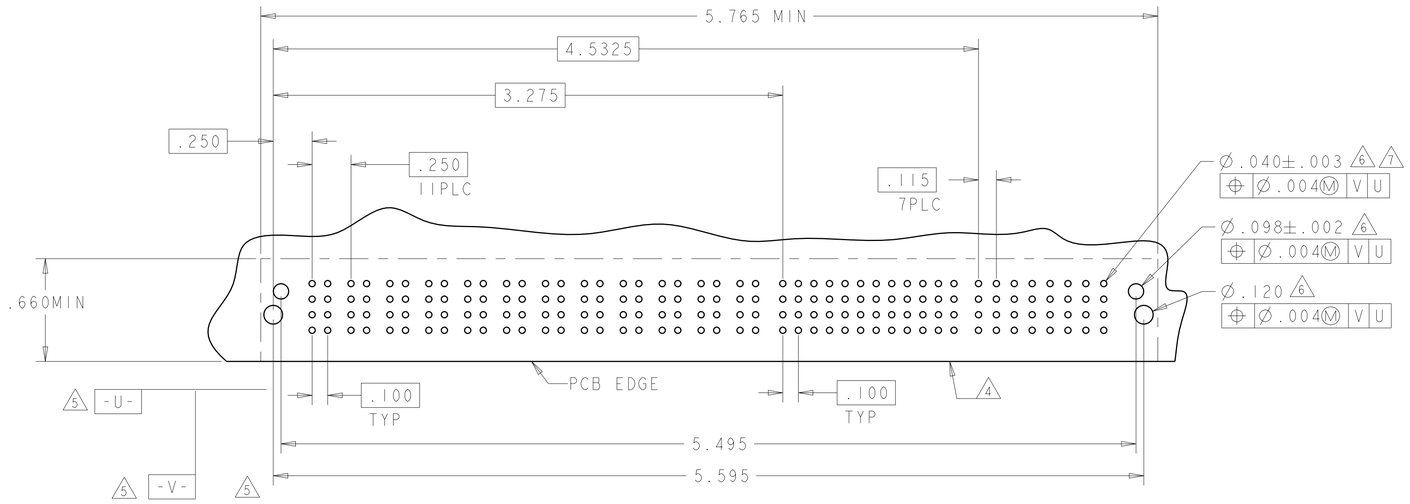

PART NUMBER	ROWS		POWER				SIGNAL												POWER													
			P1	P2	P3	P4	1	2	3	4	5	6	7	8	9	10	11	12	P5	P6	P7	P8	P9	P10	P11	P12	P13	P14	P15	P16		
6450840-4	D		TT	TT	TT	TT	Z5	Z5	Z5	Z5	Z5	Z5	Z5	Z5	Z5	Z5	Z5	Z5	TT	TT	TT	TT	TT	TT	TT	TT	TT	TT	TT	TT		
	C						Y5	Y5	Y5	Y5	Y5	Y5	Y5	Y5	Y5	Y5	Y5	Y5														
	B						R5	R5	R5	R5	R5	R5	R5	R5	R5	R5	R5	R5														
	A	HD					O5	O5	O5	O5	O5	O5	O5	O5	O5	O5	O5	O5														HD
4ACP + 48S + 12HDP																																

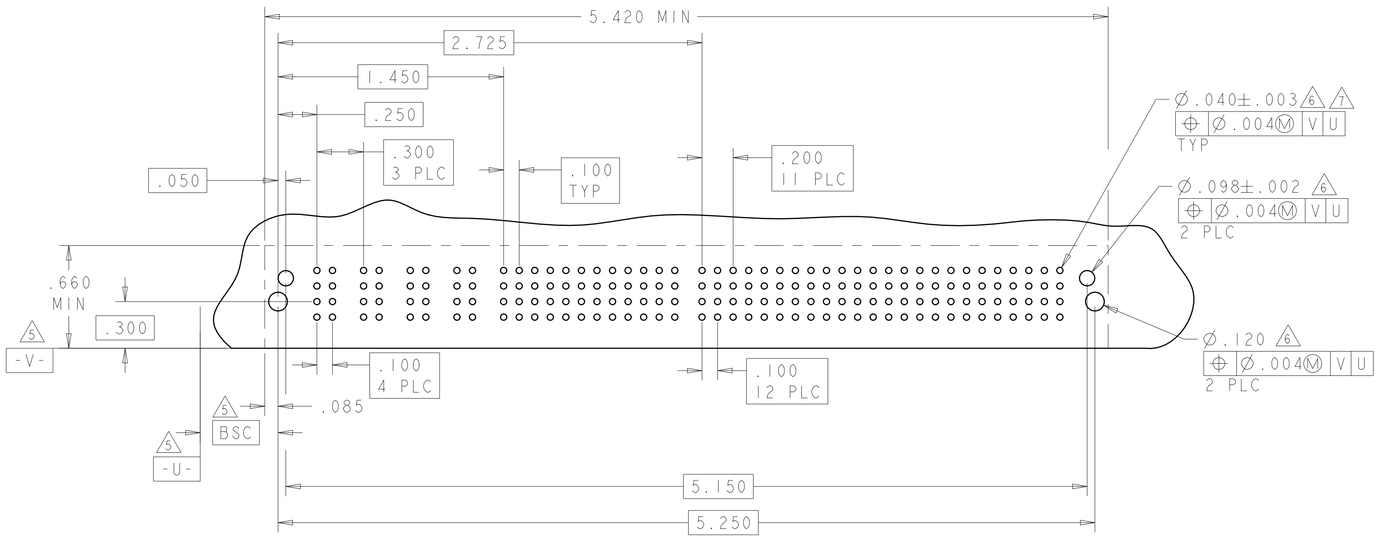

HOLD DOWN	HD
.120 SIGNAL PRESS FIT CON, ROW A,MLBF	O1
.120 SIGNAL PRESS FIT CON, ROW B,MLBF	R1
.120 SIGNAL PRESS FIT CON, ROW C,MLBF	Y1
.120 SIGNAL PRESS FIT CON, ROW D,MLBF	Z1
.120 SIGNAL PRESS FIT CON, ROW A,STD	O5
.120 SIGNAL PRESS FIT CON, ROW B,STD	R5
.120 SIGNAL PRESS FIT CON, ROW C,STD	Y5
.120 SIGNAL PRESS FIT CON, ROW D,STD	Z5
.120 PRESS FIT LOWER POWER CON	LT
.120 PRESS FIT POWER CON	TT
DESCRIPTION	IDENTIFIER

THIS DRAWING IS A CONTROLLED DOCUMENT.

DIMENSIONS: INCHES

TOLERANCES UNLESS OTHERWISE SPECIFIED:
0 PLC ±-
1 PLC ±-
2 PLC ±.01
3 PLC ±.005
4 PLC ±.0050
ANGLES ±2°

MATERIAL - -
FINISH - -

DWN ALEX SHOAL 14DEC2007
CHK Suny Zhao 20DEC2007
APVD Suny Zhao 20DEC2007

PRODUCT SPEC 108-2292
APPLICATION SPEC 114-13251
WEIGHT -

TE Connectivity

NAME RIGHT ANGLE HEADER W/ LP CONTACT AND SHORT END MODULES MULTI-BEAM XLE

SIZE	CAGE CODE	DRAWING NO	RESTRICTED TO
A1	00779	C-6450840	-

Customer Drawing SCALE 1:1 SHEET 4 OF 16 REV H4

THIS DRAWING IS UNPUBLISHED. RELEASED FOR PUBLICATION 20
© COPYRIGHT 20 BY - TE CONNECTIVITY ALL RIGHTS RESERVED.

LOC	DIST
ES	00

REVISIONS

P	LTR	DESCRIPTION	DATE	DWN	APVD
	-	SEE SHEET 1	-	-	-

PART NUMBER	ROWS		POWER					SIGNAL						POWER				
			P1	P2	P3	P4	P5	1	2	3	4	5	6	P6	P7	P8	P9	P10
6450840-5	D		TT	TT	TT	TT	TT	Z5	Z5	Z5	Z5	Z5	Z5	TT	TT	TT	TT	TT
	C							Y5	Y5	Y5	Y5	Y5	Y5					
	B							R5	R5	R5	R5	R5	R5					
	A							O5	O5	O5	O5	O5	O5					
5P + 24S + 5P																		

PART NUMBER	ROWS		POWER					SIGNAL								POWER		
			P1	P2	P3	P4	P5	1	2	3	4	5	6	7	8	LP1	LP2	
6450840-6	D		TT	TT	TT	TT	TT	Z5	Z5	Z5	Z5	Z5	Z5	Z5	Z1		LT	
	C							Y5	Y5	Y5	Y5	Y5	Y5	Y5	Y5			
	B							R5	R5	R5	R5	R5	R5	R5	R5			
	A	HD						O5	O5	O5	O5	O5	O5	O5	O5			HD
5P + 32S + 2LP																		

NO CONTACT LOADED

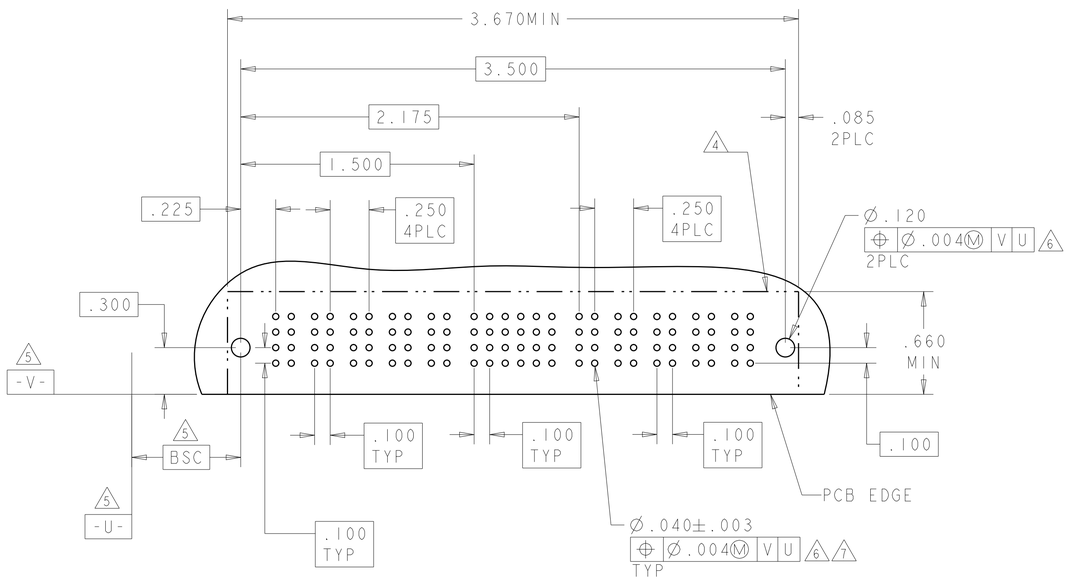

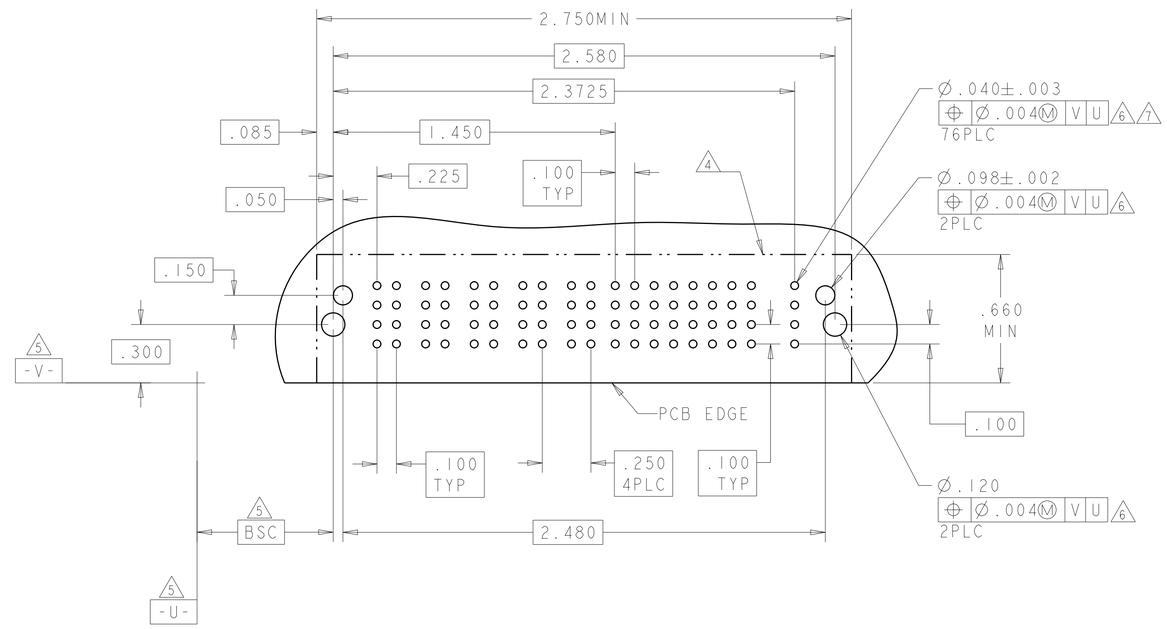

THIS DRAWING IS A CONTROLLED DOCUMENT.

DIMENSIONS: INCHES

TOLERANCES UNLESS OTHERWISE SPECIFIED:
0 PLC ±-
1 PLC ±-
2 PLC ± .01
3 PLC ± .005
4 PLC ± .0050
ANGLES ±2°

MATERIAL - -
FINISH - -

DWN ALEX SHOAL 14DEC2007
CHK Suny Zhao 20DEC2007
APVD Suny Zhao 20DEC2007
PRODUCT SPEC 108-2292
APPLICATION SPEC 114-13251
WEIGHT -

TE Connectivity

NAME RIGHT ANGLE HEADER W/ LP CONTACT AND SHORT END MODULES MULTI-BEAM XLE

SIZE	CAGE CODE	DRAWING NO	RESTRICTED TO
A1	00779	C-6450840	-

Customer Drawing SCALE 1:1 SHEET 5 OF 16 REV H4

4805 (3/11)

THIS DRAWING IS UNPUBLISHED. RELEASED FOR PUBLICATION 20
© COPYRIGHT 20 BY - TE CONNECTIVITY ALL RIGHTS RESERVED.

LOC	DIST
ES	00

REVISIONS

P	LTR	DESCRIPTION	DATE	DWN	APVD
	-	SEE SHEET 1	-	-	-

PART NUMBER	ROWS		POWER P1	SIGNAL 1	2	3	4	5	6	POWER P2	
6450840-7	D	HD	TT	Z5	Z5	Z5	Z5	Z5	Z5	TT	HD
	C			Y5	Y5	Y5	Y5	Y5	Y5		
	B			R5	R5	R5	R1	R5	R5		
	A			O5	O5	O5	O5	O5	O5		
IP + 24S + IP											

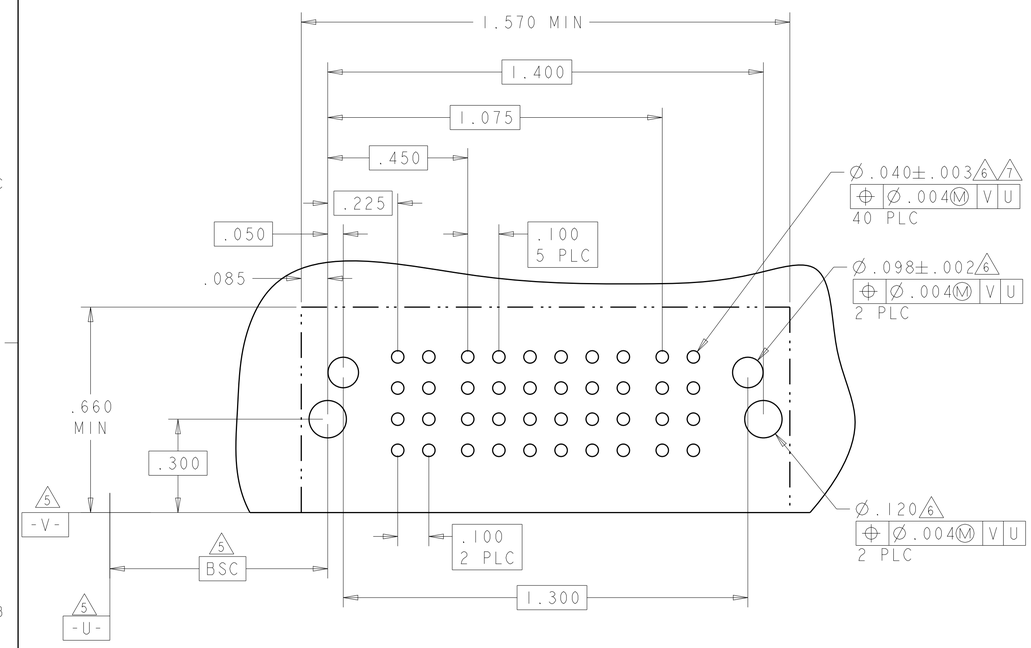

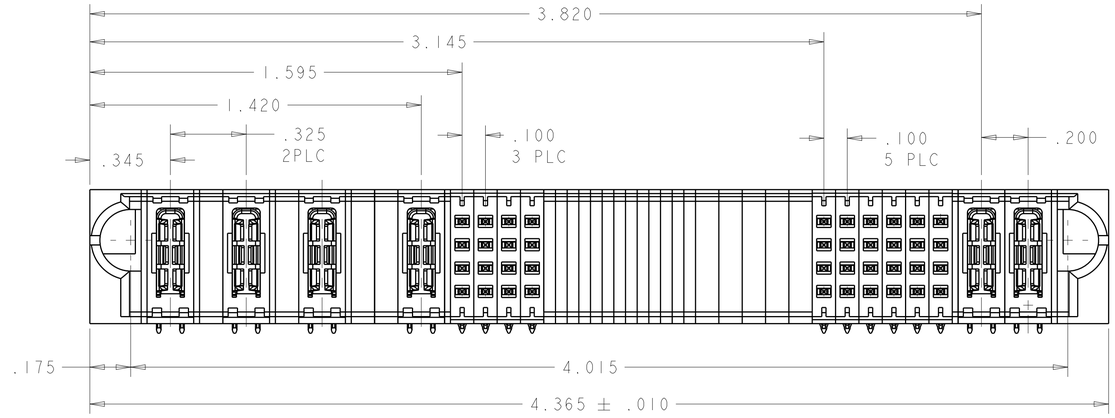

PART NUMBER:6450840-8

PART NUMBER	ROWS		POWER P1	P2	P3	P4	SIGNAL 1	2	3	4	BLANK	SIGNAL 5	6	7	8	9	10	POWER P5	P6	
6450840-8	D		TT	TT	TT	TT	Z5	Z5	Z5	Z5		Z5	Z5	Z5	Z5	Z5	Z5	TT	TT	
	C						Y5	Y5	Y5	Y5		Y5	Y5	Y5	Y5	Y5	Y5			
	B						R5	R5	R5	R5		R5	R5	R5	R5	R5	R5			
	A						O5	O5	O5	O5		O5	O5	O5	O5	O5	O5			
4P + 16S + 24S + 2HDP																				

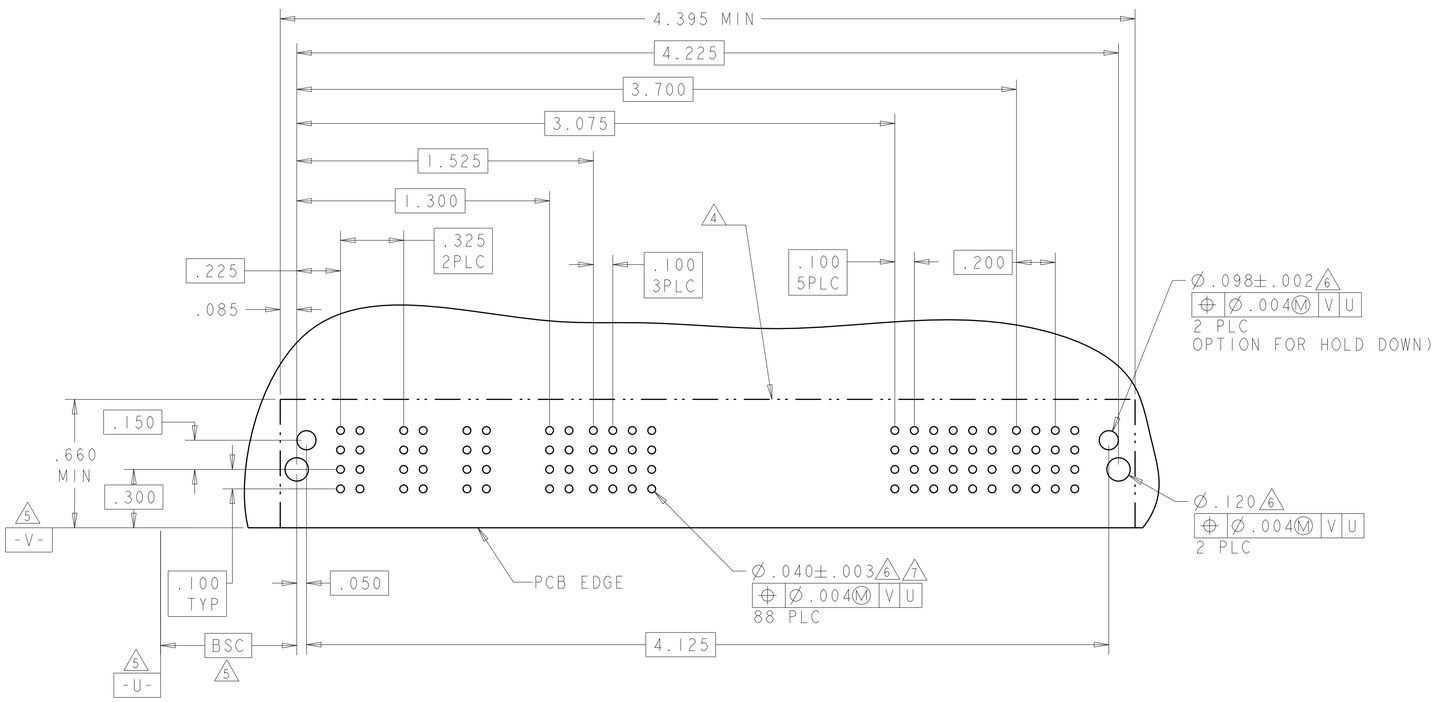

PART NUMBER	ROWS		POWER P1	SIGNAL 1	2	3	4	5	6	POWER P2	
1-6450840-5	D	HD	TT	Z5	Z5	Z5	Z5	Z5	Z5	TT	HD
	C			Y5	Y5	Y5	Y5	Y5	Y5		
	B			R5	R5	R5	R5	R5	R5		
	A			O5	O5	O1	O5	O5	O5		
IP + 24S + IP											

LAYOUT OF 1-6450840-5 IS SAME AS 6450840-7.

THIS DRAWING IS A CONTROLLED DOCUMENT.

DIMENSIONS: INCHES

TOLERANCES UNLESS OTHERWISE SPECIFIED:
0 PLC ±-
1 PLC ±-
2 PLC ±.01
3 PLC ±.005
4 PLC ±.0050
ANGLES ±2°

MATERIAL - -
FINISH - -

DWN ALEX SHOAL 14DEC2007
CHK Suny Zhao 20DEC2007
APVD Suny Zhao 20DEC2007
PRODUCT SPEC 108-2292
APPLICATION SPEC 114-13251
WEIGHT -

TE Connectivity

NAME RIGHT ANGLE HEADER W/ LP CONTACT AND SHORT END MODULES MULTI-BEAM XLE

SIZE	CAGE CODE	DRAWING NO	RESTRICTED TO
A1	00779	C-6450840	-

Customer Drawing SCALE 1:1 SHEET 6 OF 16 REV H4

4805 (3/11)

THIS DRAWING IS UNPUBLISHED. RELEASED FOR PUBLICATION 20
© COPYRIGHT 20 BY - TE CONNECTIVITY ALL RIGHTS RESERVED.

LOC	DIST
ES	00

REVISIONS

P	LTR	DESCRIPTION	DATE	DWN	APVD
	-	SEE SHEET 1	-	-	-

PART NUMBER	ROWS	POWER P1	POWER P2	POWER P3	POWER P4	SIGNAL 1	SIGNAL 2	POWER P5	POWER P6	POWER P7	POWER P8
6450840-9	D C B A	TT	TT	TT	TT	Z5 Y5 R5 O5	Z5 Y5 R5 O5	TT	TT	TT	TT
4HDP + 8S + 4HDP		HD									HD

PART NUMBER	ROWS	POWER P1	POWER P2	POWER P3	POWER P4	SIGNAL 1	SIGNAL 2	POWER P5	POWER P6	POWER P7	POWER P8
1-6450840-0	D C B A	TT	TT	TT	TT	Z5 Y5 R5 O5	Z5 Y5 R5 O5	TT	TT	TT	TT
4P + 8S + 4P		HD									HD

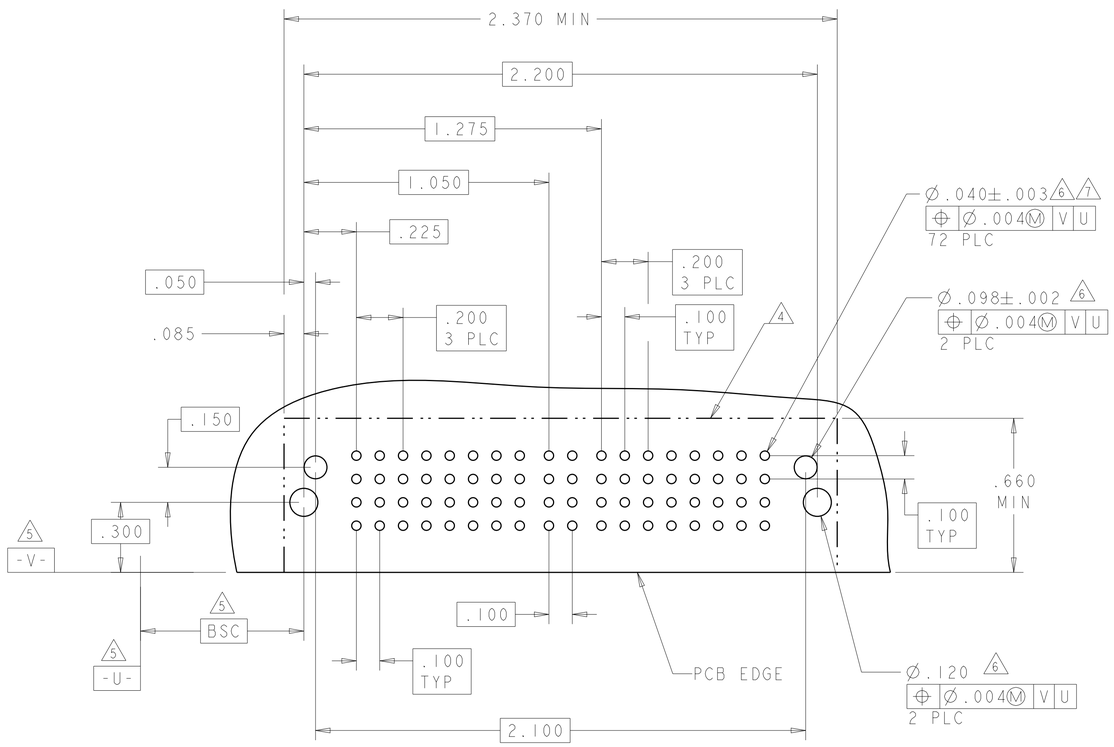

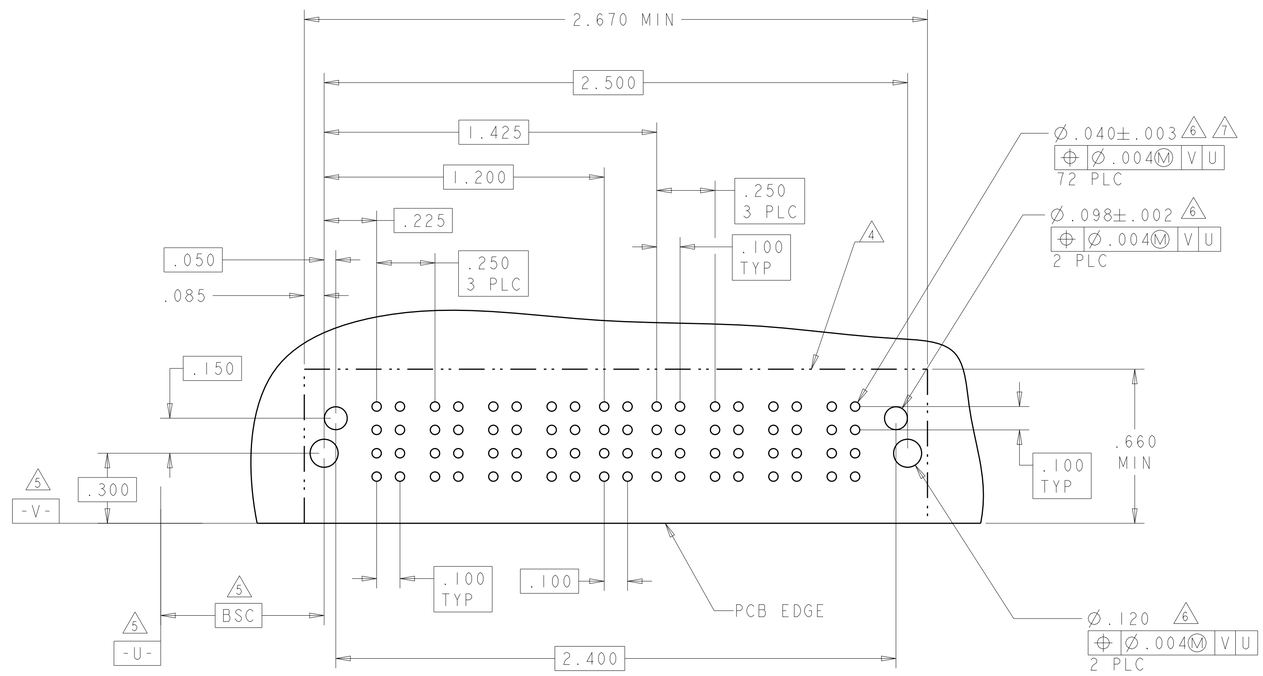

THIS DRAWING IS A CONTROLLED DOCUMENT.

DIMENSIONS: INCHES

TOLERANCES UNLESS OTHERWISE SPECIFIED:
0 PLC ±-
1 PLC ±-
2 PLC ±.01
3 PLC ±.005
4 PLC ±.0050
ANGLES ±2°

MATERIAL - -
FINISH - -

DWN ALEX SHOAL 14DEC2007
CHK Suny Zhao 20DEC2007
APVD Suny Zhao 20DEC2007
PRODUCT SPEC 108-2292
APPLICATION SPEC 114-13251
WEIGHT -

TE Connectivity

NAME RIGHT ANGLE HEADER W/ LP CONTACT AND SHORT END MODULES MULTI-BEAM XLE

SIZE A1 | CAGE CODE 00779 | DRAWING NO C-6450840 | RESTRICTED TO -

Customer Drawing | SCALE 1:1 | SHEET 7 OF 16 | REV H4

THIS DRAWING IS UNPUBLISHED. RELEASED FOR PUBLICATION 20
© COPYRIGHT 20 BY - TE CONNECTIVITY ALL RIGHTS RESERVED.

LOC	DIST
ES	00

REVISIONS

P	LTR	DESCRIPTION	DATE	DWN	APVD
	-	SEE SHEET 1	-	-	-

PART NUMBER	ROWS		POWER				SIGNAL					POWER				
			P1	P2	P3	P4	1	2	3	4	5	P5	P6	P7	P8	
1-6450840-1	D C B A	HD	TT	TT	TT	TT	Z5 Y5 R5 O5	Z5 Y5 R5 O5	Z5 Y5 R5 O5	Z5 Y5 R5 O5	Z5 Y5 R5 O5	TT	TT	TT	TT	HD
4HDP + 20S + 4HDP																

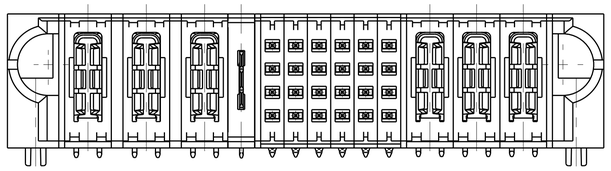

FOR PART NUMBER 6450840-2
UNSPECIFIED DIM REFER TO SHEET 1

PART NUMBER	ROWS		POWER				SIGNAL						POWER			
			P1	P2	P3	LP1	1	2	3	4	5	6	P4	P5	P6	
6450840-2	D C B A	HD	TT	TT	TT	LT	Z5 Y5 R5 O5	Z5 Y5 R5 O5	Z5 Y5 R5 O5	Z5 Y5 R5 O5	Z5 Y5 R5 O5	Z5 Y5 R5 O5	TT	TT	TT	HD
3P + 1LP + 24S + 3HDP																

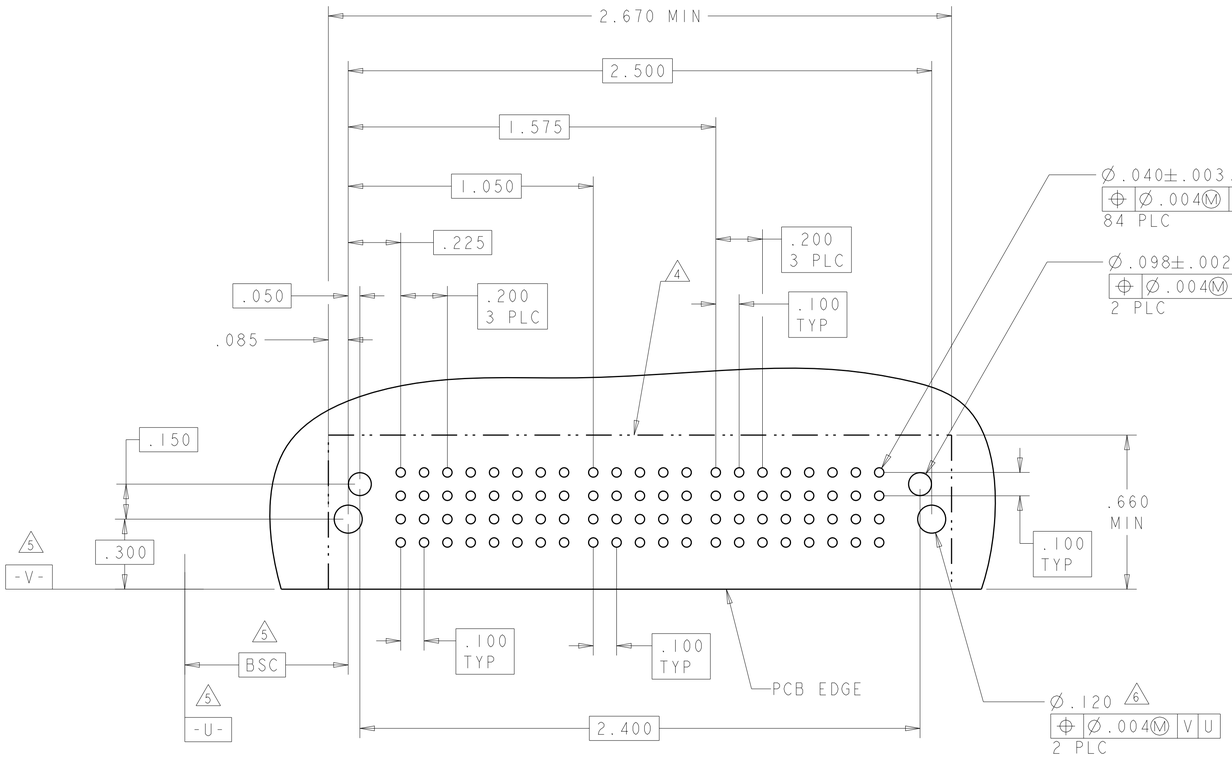

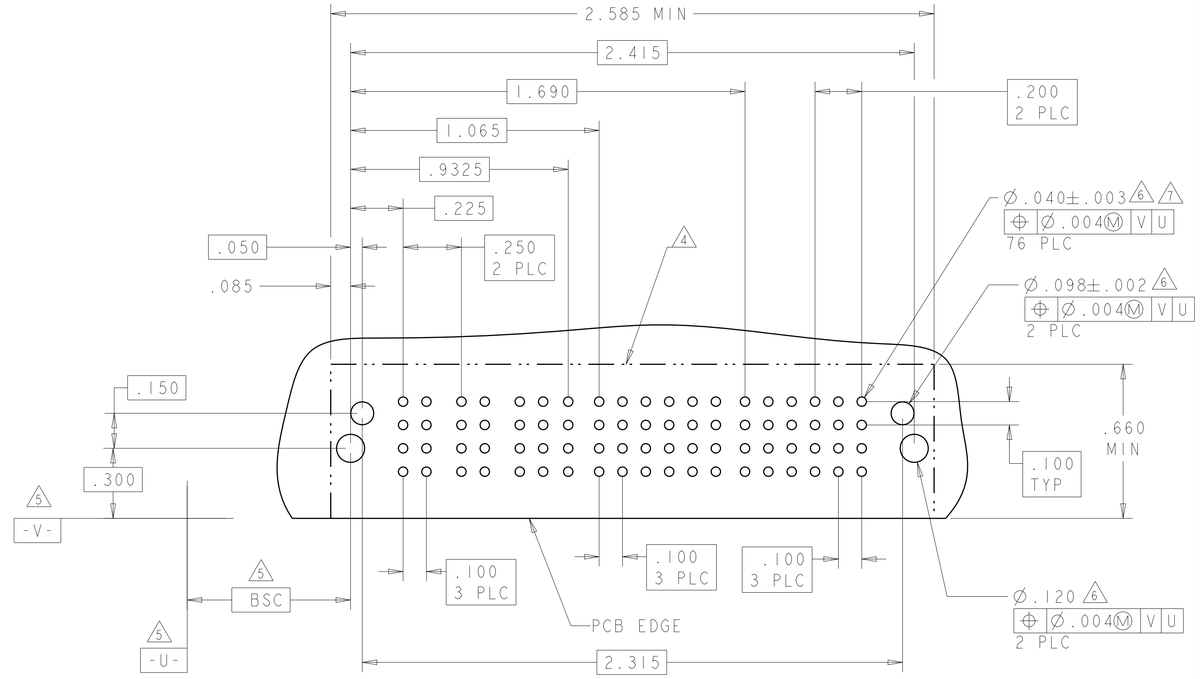

THIS DRAWING IS A CONTROLLED DOCUMENT.

DIMENSIONS: INCHES

TOLERANCES UNLESS OTHERWISE SPECIFIED:
0 PLC ±-
1 PLC ±-
2 PLC ±.01
3 PLC ±.005
4 PLC ±.0050
ANGLES ±2°

MATERIAL - -
FINISH - -

DWN ALEX SHOAL 14DEC2007
CHK Suny Zhao 20DEC2007
APVD Suny Zhao 20DEC2007
PRODUCT SPEC 108-2292
APPLICATION SPEC 114-13251
WEIGHT -

TE Connectivity

NAME
RIGHT ANGLE HEADER
W/ LP CONTACT AND SHORT END MODULES
MULTI-BEAM XLE

SIZE	CAGE CODE	DRAWING NO	RESTRICTED TO
A1	00779	C-6450840	-

Customer Drawing SCALE 1:1 SHEET 8 OF 16 REV H4

THIS DRAWING IS UNPUBLISHED. RELEASED FOR PUBLICATION 20
© COPYRIGHT 20 BY - TE CONNECTIVITY ALL RIGHTS RESERVED.

LOC	DIST
ES	00

REVISIONS

P	LTR	DESCRIPTION	DATE	DWN	APVD
	-	SEE SHEET 1	-	-	-

PART NUMBER	ROWS		POWER						SIGNAL						POWER						
			P1	P2	P3	P4	P5	P6	1	2	3	4	5	6	P7	P8	P9	P10	P11	P12	
1-6450840-2	D	HD	TT	TT	TT	TT	TT	TT	Z5	Z5	Z5	Z5	Z5	Z5	TT	TT	TT	TT	TT	TT	HD
	C								Y5	Y5	Y5	Y5	Y5	Y5							
	B								R5	R5	R5	R5	R5	R5							
	A								O5	O5	O5	O5	O5	O5							
6HDP + 24S + 6HDP																					

PART NUMBER	ROWS		LOW POWER																		SIGNAL						POWER		
			LP1	LP2	LP3	LP4	LP5	LP6	LP7	LP8	LP9	LP10	LP11	LP12	LP13	LP14	LP15	LP16	LP17	LP18	1	2	3	4	5	6	P1	P2	
2-6450840-0	D																				Z5	Z5	Z5	Z5	Z5	Z5			
	C		LT	LT	LT	LT	LT	LT	LT	LT	LT	LT	LT	LT	LT	LT	LT	LT	LT	LT	Y5	Y5	Y5	Y5	Y5	Y5	TT	TT	
	B																				R5	R5	R5	R5	R5	R5			
	A	HD																			O5	O5	O5	O5	O5	O5			HD
18LP + 24S + 2P																													

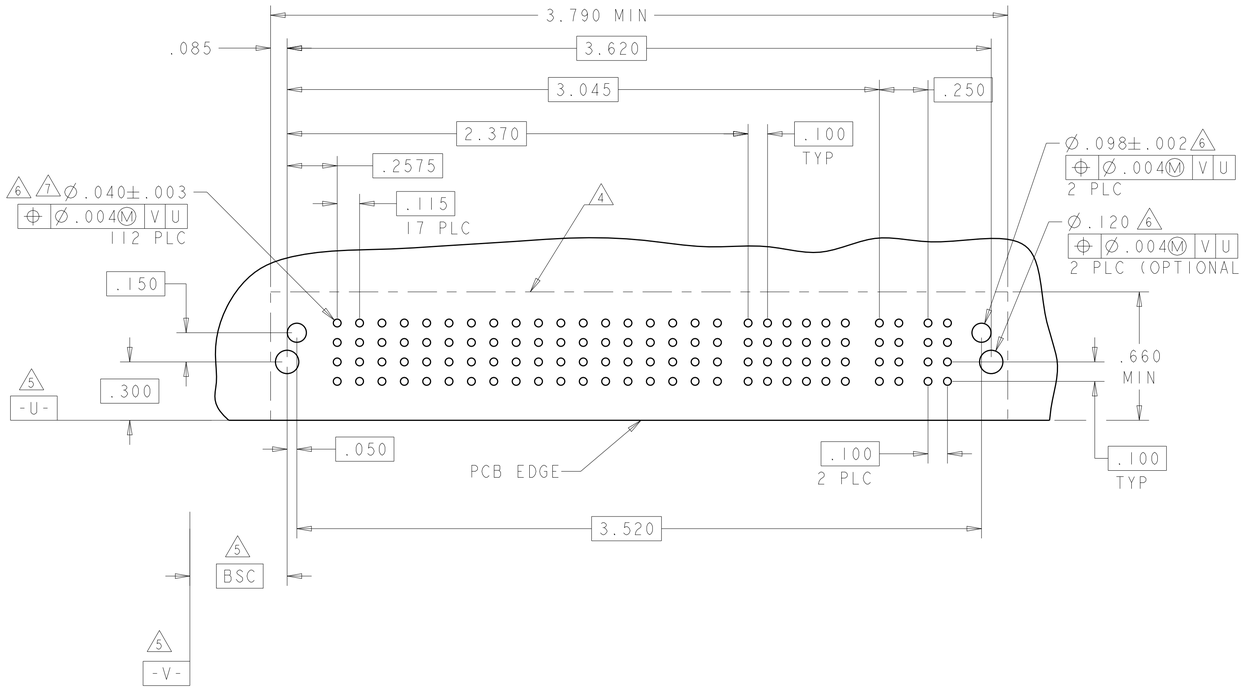

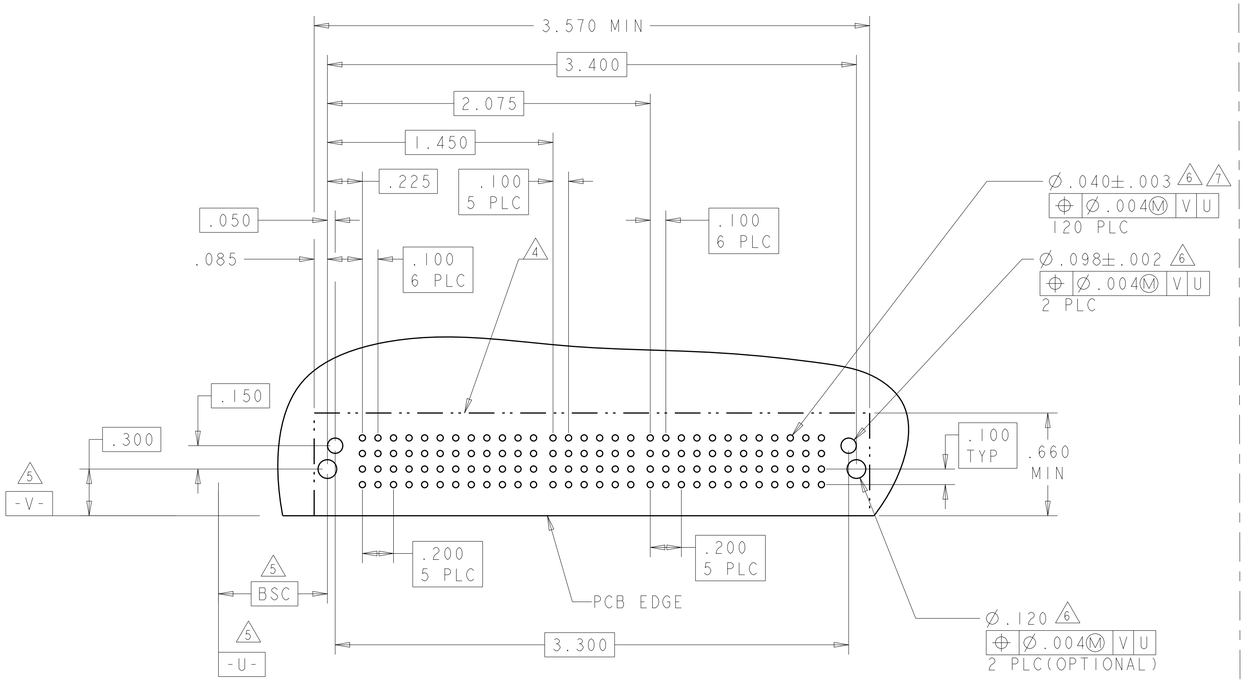

THIS DRAWING IS A CONTROLLED DOCUMENT.

DIMENSIONS: INCHES

TOLERANCES UNLESS OTHERWISE SPECIFIED:
0 PLC ±-
1 PLC ±-
2 PLC ±.01
3 PLC ±.005
4 PLC ±.0050
ANGLES ±2°

MATERIAL - -
FINISH - -

DWN ALEX SHOAL 14DEC2007
CHK Suny Zhao 20DEC2007
APVD Suny Zhao 20DEC2007
PRODUCT SPEC 108-2292
APPLICATION SPEC 114-13251
WEIGHT -

TE Connectivity

NAME RIGHT ANGLE HEADER W/ LP CONTACT AND SHORT END MODULES MULTI-BEAM XLE

SIZE A1 | CAGE CODE 00779 | DRAWING NO C-6450840 | RESTRICTED TO -

Customer Drawing | SCALE 1:1 | SHEET 9 OF 16 | REV H4

THIS DRAWING IS UNPUBLISHED. RELEASED FOR PUBLICATION 20
© COPYRIGHT 20 BY - TE CONNECTIVITY ALL RIGHTS RESERVED.

LOC	DIST
ES	00

REVISIONS

P	LTR	DESCRIPTION	DATE	DWN	APVD
	-	SEE SHEET 1	-	-	-

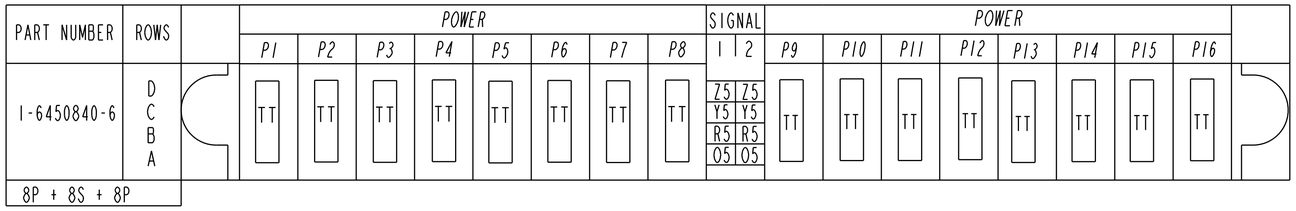

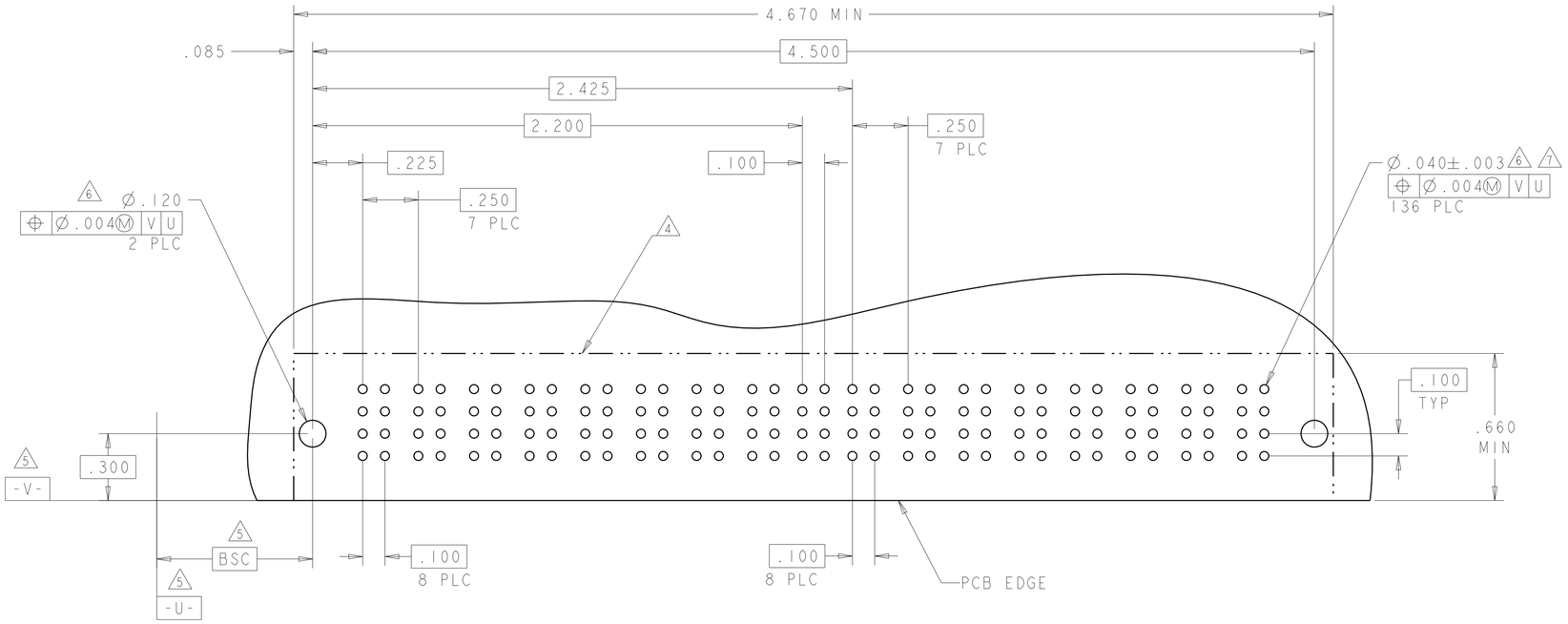

THIS DRAWING IS A CONTROLLED DOCUMENT.

DIMENSIONS: INCHES

TOLERANCES UNLESS OTHERWISE SPECIFIED:
0 PLC ±-
1 PLC ±-
2 PLC ±.01
3 PLC ±.005
4 PLC ±.0050
ANGLES ±2°

MATERIAL - -
FINISH - -

DWN ALEX SHOAL 14DEC2007
CHK Suny Zhao 20DEC2007
APVD Suny Zhao 20DEC2007
PRODUCT SPEC 108-2292
APPLICATION SPEC 114-13251
WEIGHT -

Customer Drawing

TE Connectivity

NAME
RIGHT ANGLE HEADER
W/ LP CONTACT AND SHORT END MODULES
MULTI-BEAM XLE

SIZE	CAGE CODE	DRAWING NO.	RESTRICTED TO
A1	00779	C-6450840	-

SCALE 1:1 SHEET 10 OF 16 REV H4

4805 (3/11)

THIS DRAWING IS UNPUBLISHED. RELEASED FOR PUBLICATION 20
© COPYRIGHT 20 BY - TE CONNECTIVITY ALL RIGHTS RESERVED.

LOC	DIST
ES	00

REVISIONS

P	LTR	DESCRIPTION	DATE	DWN	APVD
	-	SEE SHEET 1	-	-	-

PART NUMBER	ROWS		POWER P1	POWER P2	SIGNAL 1	2	3	4	5	6	7	8	LOW POWER LP1	LP2	LP3	LP4	POWER P3	P4	P5	P6	P7	P8	P9	P10	P11	P12	P13	P14	P15	P16	
2-6450840-1	D		TT	TT	Z5	Z5	Z5	Z5	Z5	Z5	Z5	Z5	LT	LT	LT	LT	TT	TT	TT	TT	TT	TT	TT	TT	TT	TT	TT	TT	TT	TT	
	C				Y5	Y5	Y5	Y5	Y5	Y5	Y5	Y5																			
	B				R5	R5	R5	R5	R5	R5	R5	R5																			
	A	HD			O5	O5	O5	O5	O5	O5	O5	O5																			HD
2P + 32S + 4LP + 14P																															

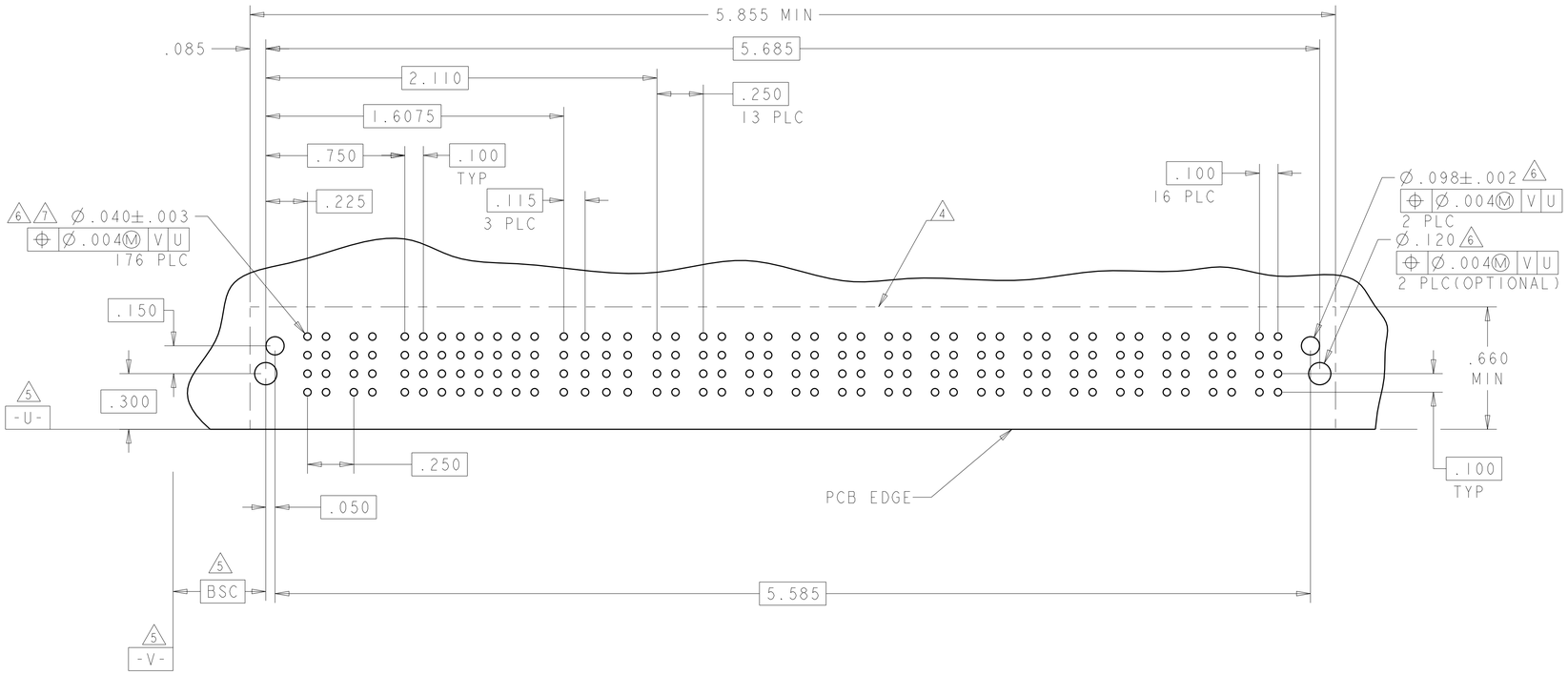

THIS DRAWING IS A CONTROLLED DOCUMENT.

DIMENSIONS: INCHES

TOLERANCES UNLESS OTHERWISE SPECIFIED:
0 PLC ±-
1 PLC ±-
2 PLC ±.01
3 PLC ±.005
4 PLC ±.0050
ANGLES ±2°

MATERIAL - -
FINISH - -

DWN ALEX SHOAL 14DEC2007
CHK Suny Zhao 20DEC2007
APVD Suny Zhao 20DEC2007
PRODUCT SPEC 108-2292
APPLICATION SPEC 114-13251
WEIGHT -

TE Connectivity

NAME
RIGHT ANGLE HEADER
W/ LP CONTACT AND SHORT END MODULES
MULTI-BEAM XLE

SIZE	CAGE CODE	DRAWING NO	RESTRICTED TO
A1	00779	C-6450840	-

Customer Drawing

SCALE 1:1 SHEET 11 OF 16 REV H4

4805 (3/11)

THIS DRAWING IS UNPUBLISHED. RELEASED FOR PUBLICATION 20
© COPYRIGHT 20 BY - TE CONNECTIVITY ALL RIGHTS RESERVED.

LOC	DIST
ES	00

REVISIONS

P	LTR	DESCRIPTION	DATE	DWN	APVD
	-	SEE SHEET 1	-	-	-

(G)

PART NUMBER	ROWS		POWER				SIGNAL			POWER				
			P1	P2	P3	P4	1	2	3	P5	P6	P7	P8	
2-6450840-2	D		TT	TT	TT	TT	Z5	Z5	Z5	TT	TT	TT	TT	
	C						Y5	Y5	Y5					
	B						R5	R5	R5					
	A	HD					O5	O5	O5					HD
4P + 12S + 4P														

PART NUMBER	ROWS		POWER		SIGNAL				POWER		
			P1	P2	1	2	3	4	P3	P4	
2-6450840-5	D		TT	TT	Z5	Z5	Z5		TT	TT	
	C				Y5	Y5	Y5				
	B				R5	R5	R5				
	A	HD			O5	O5	O5				HD
2P + 16S + 2P											

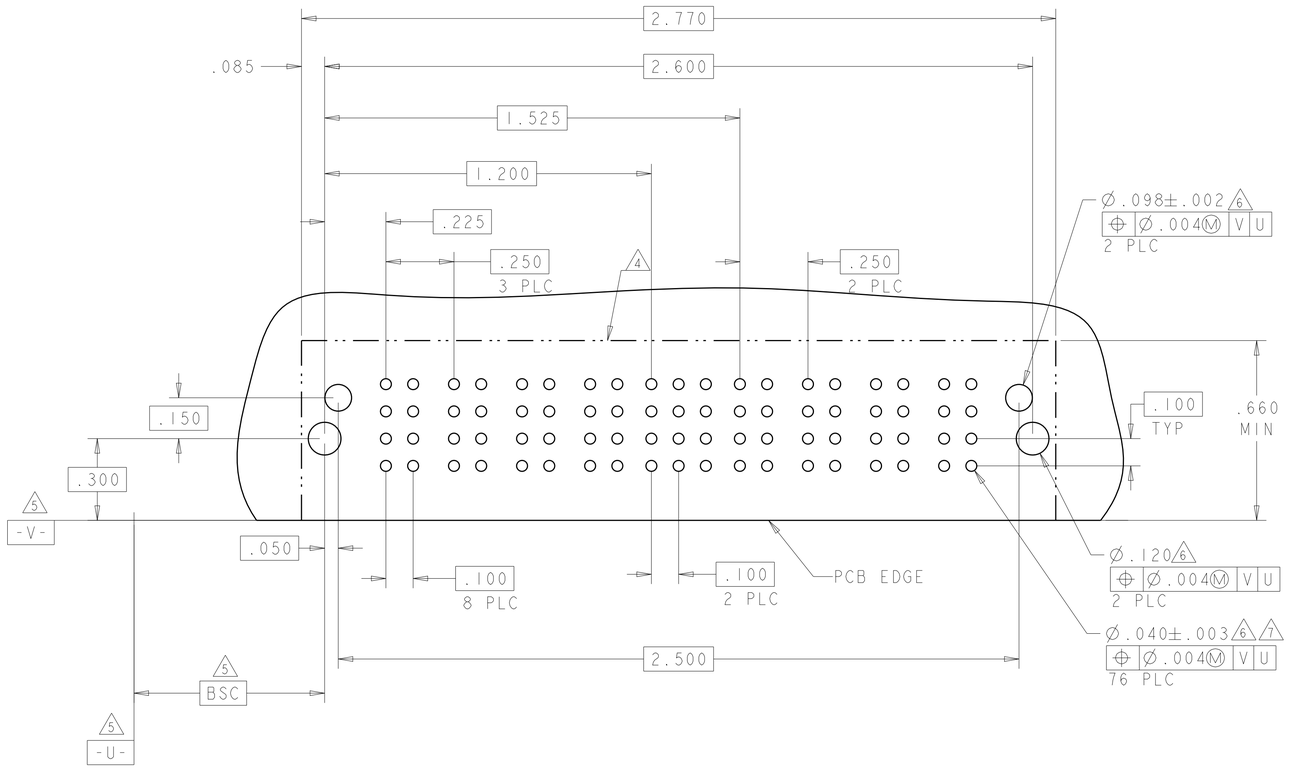

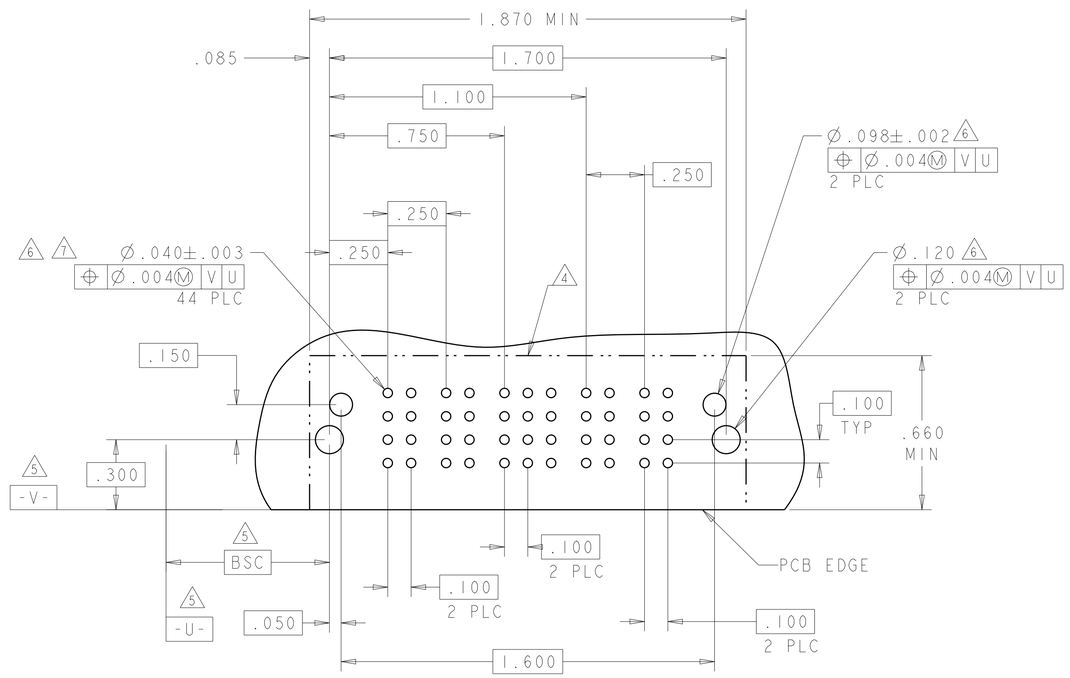

THIS DRAWING IS A CONTROLLED DOCUMENT.

DIMENSIONS: INCHES

TOLERANCES UNLESS OTHERWISE SPECIFIED:
0 PLC ±-
1 PLC ±-
2 PLC ±.01
3 PLC ±.005
4 PLC ±.0050
ANGLES ±2°

MATERIAL - -
FINISH - -

DWN ALEX SHOAL 14DEC2007
CHK Suny Zhao 20DEC2007
APVD Suny Zhao 20DEC2007
PRODUCT SPEC 108-2292
APPLICATION SPEC 114-13251
WEIGHT -

TE Connectivity

NAME
RIGHT ANGLE HEADER
W/ LP CONTACT AND SHORT END MODULES
MULTI-BEAM XLE

SIZE	CAGE CODE	DRAWING NO	RESTRICTED TO
A1	00779	C-6450840	-

Customer Drawing

SCALE	SHEET	OF	REV
1:1	12	16	H4

THIS DRAWING IS UNPUBLISHED. RELEASED FOR PUBLICATION 20
© COPYRIGHT 20 BY - TE CONNECTIVITY ALL RIGHTS RESERVED.

LOC	DIST
ES	00

REVISIONS

P	LTR	DESCRIPTION	DATE	DWN	APVD
	-	SEE SHEET 1	-	-	-

G8

PART NUMBER	ROWS	POWER								SIGNAL																		POWER							
		P1	P2	P3	P4	P5	P6	P7	P8	1	2	3	4	5	6	7	8	9	10	11	12	13	14	15	16	17	18	P9	P10	P11	P12	P13	P14	P15	P16
2-6450840-3	D C B A	TT	TT	TT	TT	TT	TT	TT	TT	Z5 Y5 R5 O5	Z5 Y5 R5 O5	Z5 Y5 R5 O5	Z5 Y5 R5 O5	Z5 Y5 R5 O5	Z5 Y5 R5 O5	Z5 Y5 R5 O5	Z5 Y5 R5 O5	Z5 Y5 R5 O5	Z5 Y5 R5 O5	Z5 Y5 R5 O5	Z5 Y5 R5 O5	Z5 Y5 R5 O5	Z5 Y5 R5 O5	Z5 Y5 R5 O5	Z5 Y5 R5 O5	Z5 Y5 R5 O5	Z5 Y5 R5 O5	TT	TT	TT	TT	TT	TT	TT	TT
8P + 72S + 8P		HD																																	HD

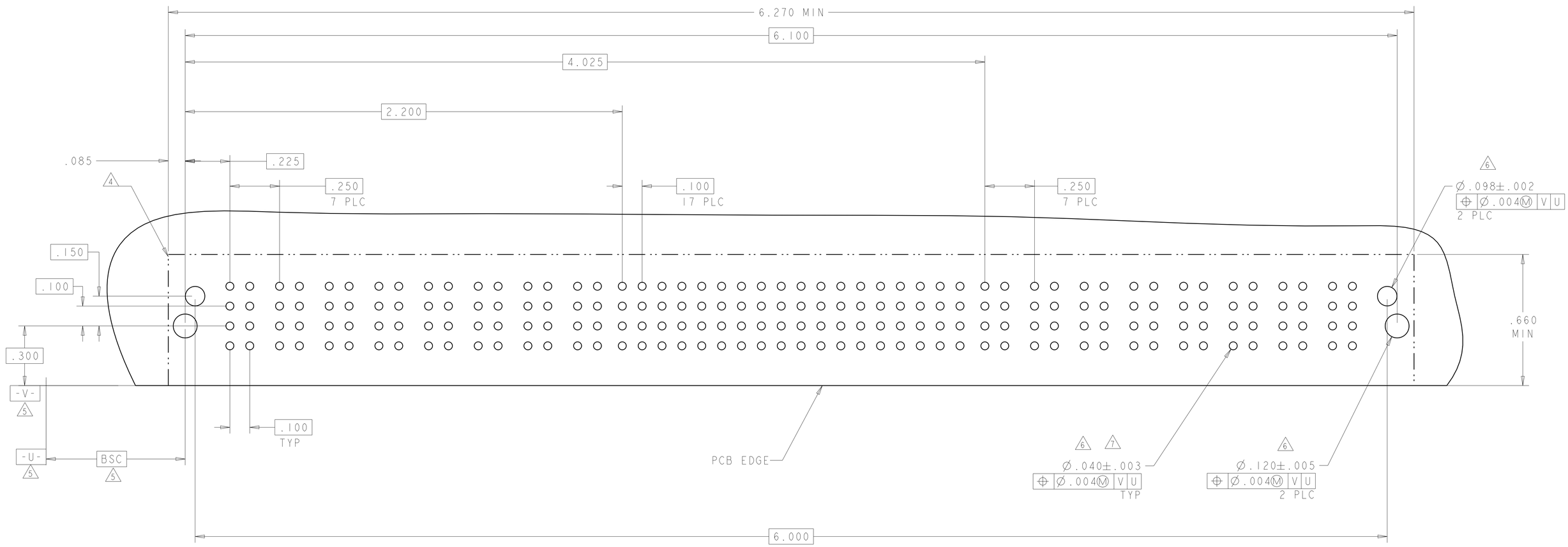

THIS DRAWING IS A CONTROLLED DOCUMENT.

DIMENSIONS: INCHES

TOLERANCES UNLESS OTHERWISE SPECIFIED:
0 PLC ±-
1 PLC ±-
2 PLC ±.01
3 PLC ±.005
4 PLC ±.0050
ANGLES ±2°

MATERIAL - - -

FINISH - - -

DWN	ALEX SHOAL	14DEC2007
CHK	Suny Zhao	20DEC2007
APVD	Suny Zhao	20DEC2007

PRODUCT SPEC 108-2292

APPLICATION SPEC 114-13251

WEIGHT -

Customer Drawing

TE Connectivity

NAME RIGHT ANGLE HEADER W/ LP CONTACT AND SHORT END MODULES MULTI-BEAM XLE

SIZE	CAGE CODE	DRAWING NO	RESTRICTED TO
A1	00779	C-6450840	-

SCALE 1:1 SHEET 13 OF 16 REV H4

4805 (3/11)

THIS DRAWING IS UNPUBLISHED. RELEASED FOR PUBLICATION 20
© COPYRIGHT 20 BY - TE CONNECTIVITY ALL RIGHTS RESERVED.

LOC	DIST
ES	00

REVISIONS

P	LTR	DESCRIPTION	DATE	DWN	APVD
	-	SEE SHEET 1	-	-	-

G7

PART NUMBER	ROWS		POWER						SIGNAL						POWER						
			P1	P2	P3	P4	P5	P6	1	2	3	4	5	6	P7	P8	P9	P10	P11	P12	
2-6450840-7	D		TT	TT	TT	TT	TT	TT	Z5	Z5	Z5	Z5	Z5	Z5	TT	TT	TT	TT	TT	TT	
	C								Y5	Y5	Y5	Y5	Y5	Y5							
	B								R5	R5	R5	R5	R5	R5							
	A	HD							O1	O5	O5	O5	O5	O5							HD
6P + 24S + 6P																					

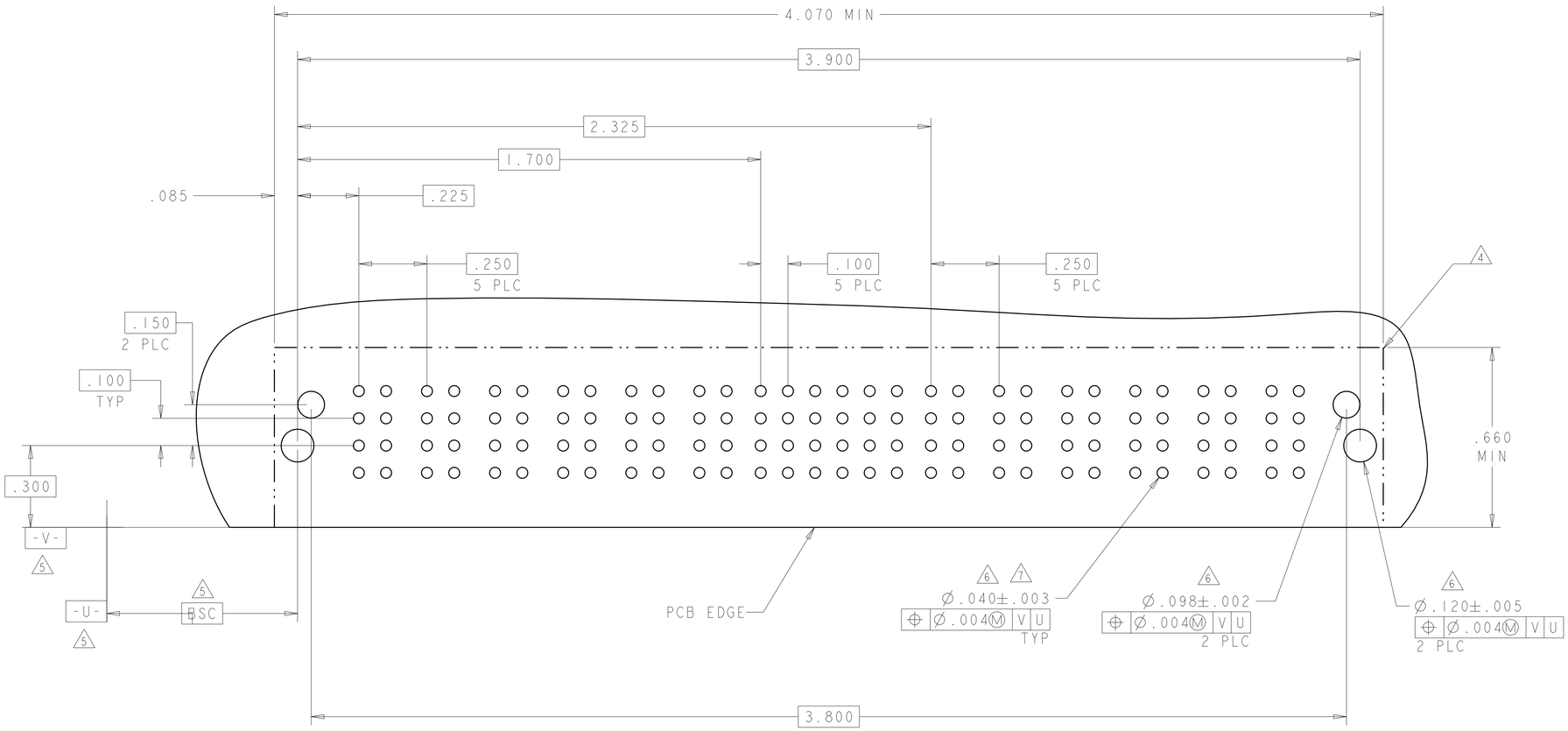

THIS DRAWING IS A CONTROLLED DOCUMENT.

DIMENSIONS: INCHES

TOLERANCES UNLESS OTHERWISE SPECIFIED:
0 PLC ±-
1 PLC ±-
2 PLC ±.01
3 PLC ±.005
4 PLC ±.0050
ANGLES ±2°

MATERIAL - -
FINISH - -

DWN ALEX SHOAL 14DEC2007
CHK Suny Zhao 20DEC2007
APVD Suny Zhao 20DEC2007
PRODUCT SPEC 108-2292
APPLICATION SPEC 114-13251
WEIGHT -

TE Connectivity

NAME
RIGHT ANGLE HEADER
W/ LP CONTACT AND SHORT END MODULES
MULTI-BEAM XLE

SIZE	CAGE CODE	DRAWING NO	RESTRICTED TO
A1	00779	C-6450840	-

Customer Drawing

SCALE	SHEET	OF	REV
1:1	14	16	H4

4805 (3/11)

THIS DRAWING IS UNPUBLISHED. RELEASED FOR PUBLICATION 20
© COPYRIGHT 20 BY - TE CONNECTIVITY ALL RIGHTS RESERVED.

LOC	DIST
ES	00

REVISIONS

P	LTR	DESCRIPTION	DATE	DWN	APVD
	-	SEE SHEET 1	-	-	-

PART NUMBER	ROWS	POWER P1	POWER P2	POWER P3	SIGNAL 1	SIGNAL 2	SIGNAL 3	SIGNAL 4	SIGNAL 5	SIGNAL 6	POWER P4	POWER P5	POWER P6
2-6450840-9	D	TT	TT	TT	Z5	Z5	Z5	Z5	Z5	Z5	TT	TT	TT
	C				Y5	Y5	Y5	Y5	Y5	Y5			
	B				R5	R5	R5	R5	R5	R5			
	A				O1	O5	O5	O5	O5	O5			
3P + 24S + 3P													

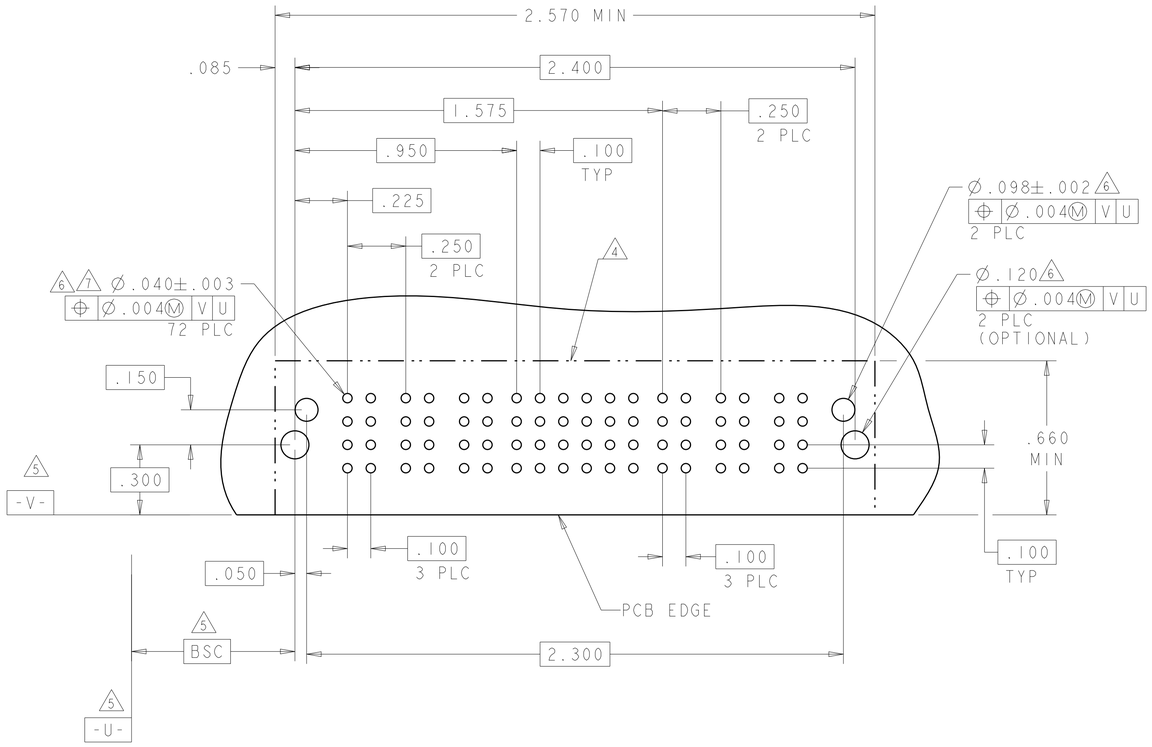

H2

PART NUMBER	ROWS	LOW POWER LP1	LOW POWER LP2	SIGNAL 1	SIGNAL 2	SIGNAL 3	SIGNAL 4	LOW POWER LP3	LOW POWER LP4
3-6450840-1	D	LT	LT	Z1	Z5	Z5	Z5	LT	LT
	C			Y5	Y5	Y5	Y5		
	B			R5	R5	R5	R5		
	A			O5	O5	O5	O5		
2LP + 16S + 2LP									

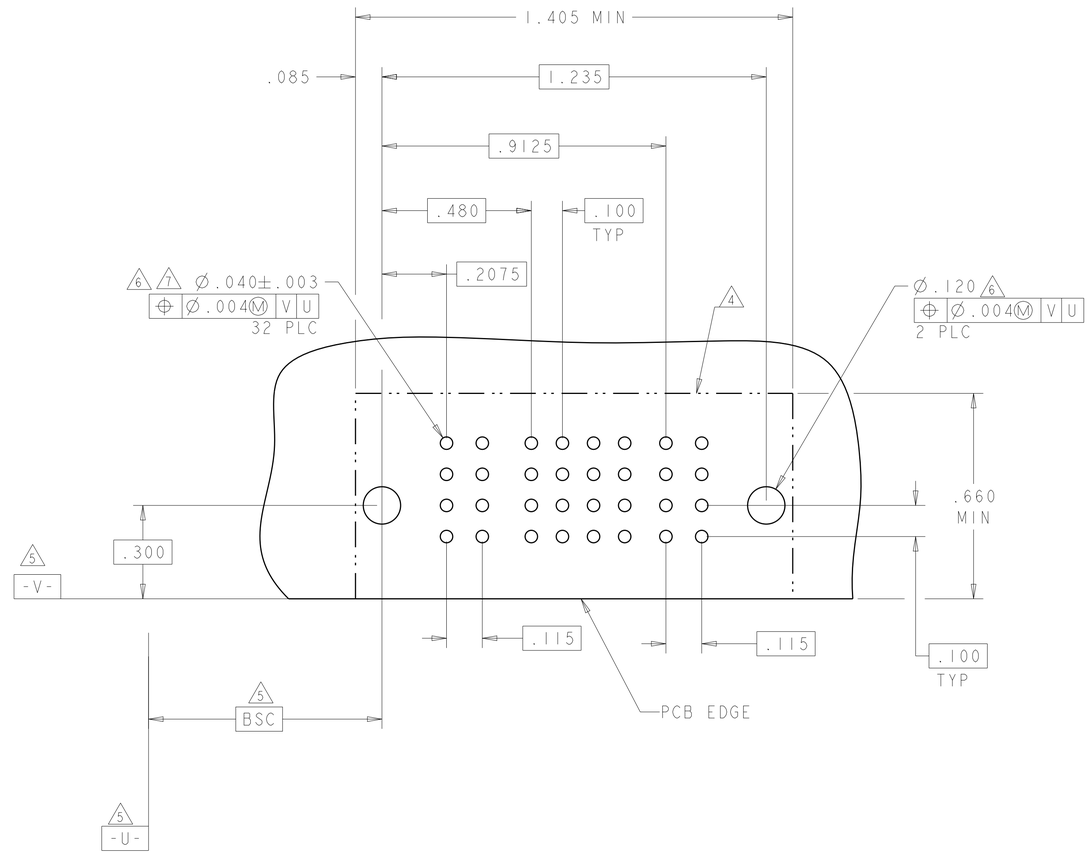

THIS DRAWING IS A CONTROLLED DOCUMENT.

DIMENSIONS: INCHES

TOLERANCES UNLESS OTHERWISE SPECIFIED:
0 PLC ±-
1 PLC ±-
2 PLC ±.01
3 PLC ±.005
4 PLC ±.0050
ANGLES ±2°

MATERIAL - -
FINISH - -

DWN ALEX SHOAL 14DEC2007
CHK Suny Zhao 20DEC2007
APVD Suny Zhao 20DEC2007
PRODUCT SPEC 108-2292
APPLICATION SPEC 114-13251
WEIGHT -

TE Connectivity

NAME
RIGHT ANGLE HEADER
W/ LP CONTACT AND SHORT END MODULES
MULTI-BEAM XLE

SIZE	CAGE CODE	DRAWING NO	RESTRICTED TO
A1	00779	C-6450840	-

Customer Drawing

SCALE 1:1 SHEET 15 OF 16 REV H4

4805 (3/11)

THIS DRAWING IS UNPUBLISHED. RELEASED FOR PUBLICATION 20
© COPYRIGHT 20 BY - TE CONNECTIVITY ALL RIGHTS RESERVED.

LOC	DIST
ES	00

REVISIONS

P	LTR	DESCRIPTION	DATE	DWN	APVD
	-	SEE SHEET 1	-	-	-

PART NUMBER	ROWS	POWER						SIGNAL						POWER		
		LP1	LP2	LP3	LP4	LP5	LP6	1	2	3	4	5	6	P1	P2	P3
3-6450840-3	D C B A	LT	LT	LT	LT	LT	LT	Z5 Y5 R5 O5	Z5 Y5 R5 O5	Z5 Y5 R5 O5	Z5 Y5 R5 O5	Z5 Y5 R5 O5	Z5 Y5 R5 O5	TT	TT	TT
6LP + 24S + 3P		HD														HD

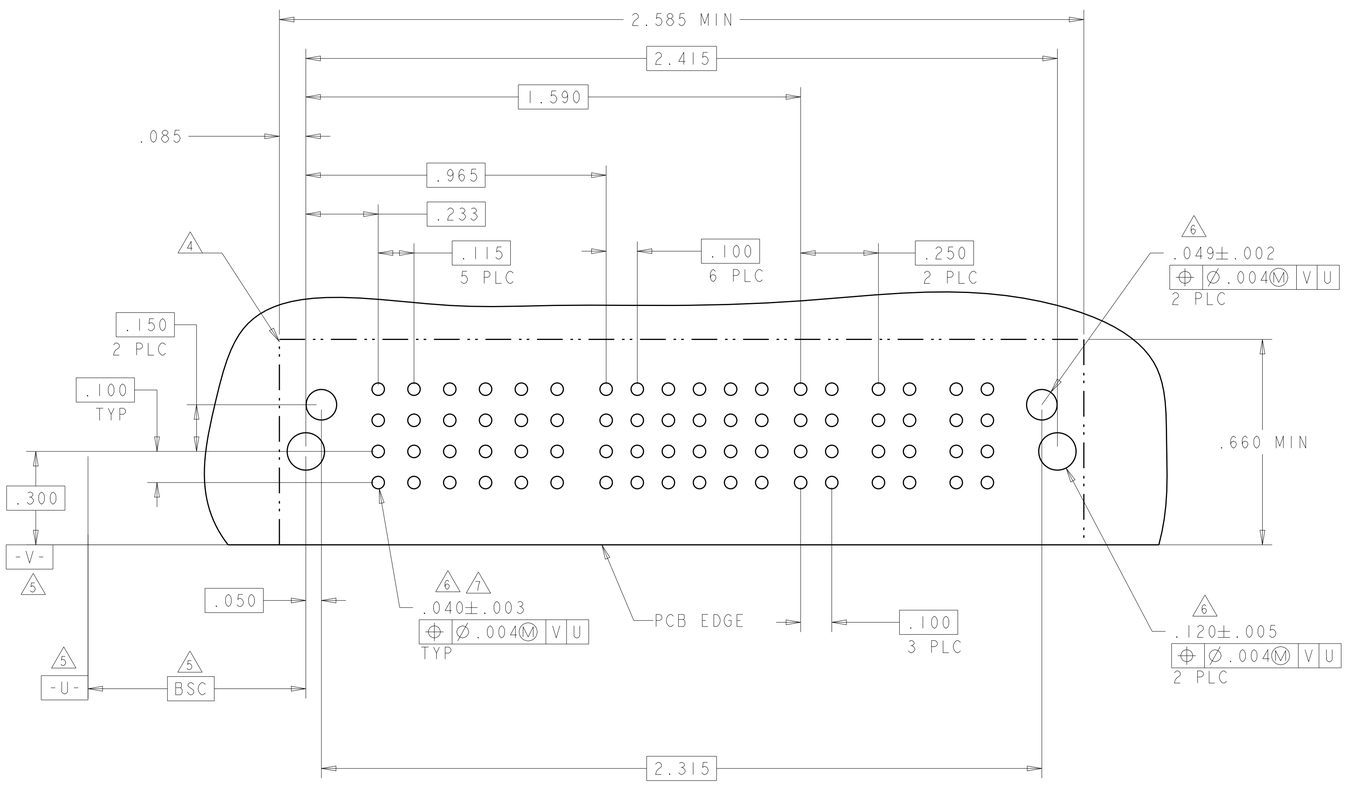

THIS DRAWING IS A CONTROLLED DOCUMENT.

DIMENSIONS: INCHES

TOLERANCES UNLESS OTHERWISE SPECIFIED:
0 PLC ±-
1 PLC ±-
2 PLC ±.01
3 PLC ±.005
4 PLC ±.0050
ANGLES ±2°

MATERIAL - - -
FINISH - - -

DWN ALEX SHOAL 14DEC2007
CHK Suny Zhao 20DEC2007
APVD Suny Zhao 20DEC2007
PRODUCT SPEC 108-2292
APPLICATION SPEC 114-13251
WEIGHT -

TE Connectivity

NAME RIGHT ANGLE HEADER W/ LP CONTACT AND SHORT END MODULES MULTI-BEAM XLE

SIZE	CAGE CODE	DRAWING NO	RESTRICTED TO
A1	00779	C-6450840	-

Customer Drawing SCALE 1:1 SHEET 16 OF 16 REV H4