747370111 SHOWN

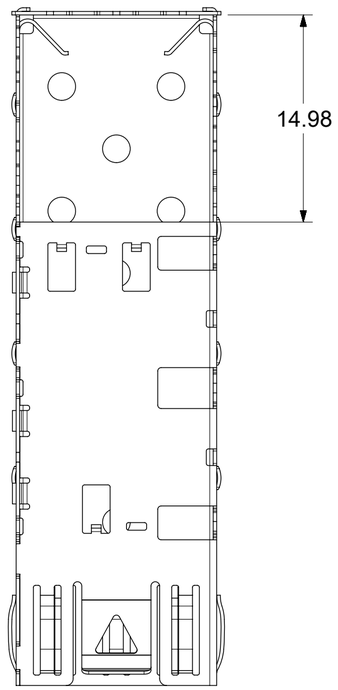

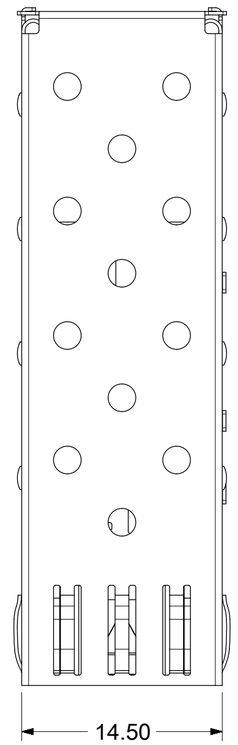

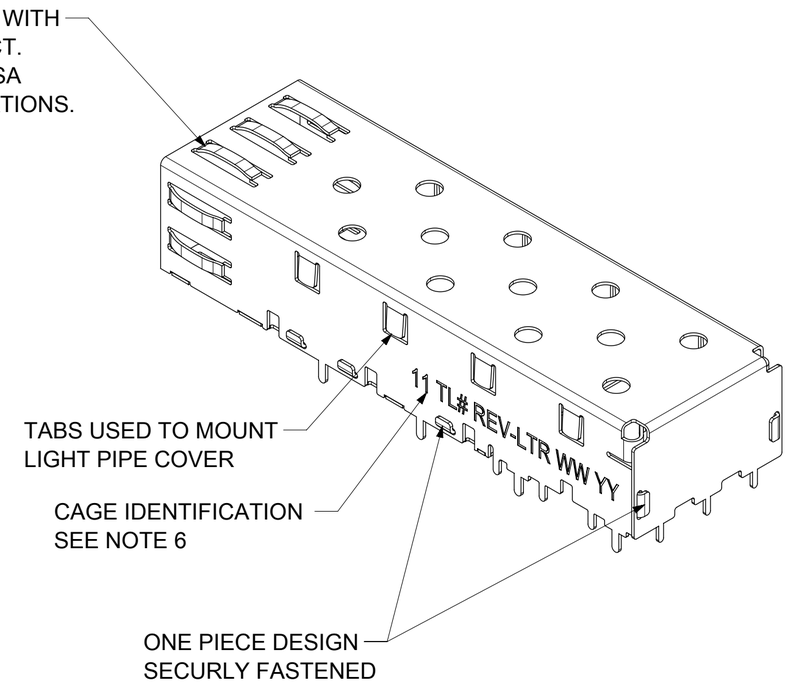

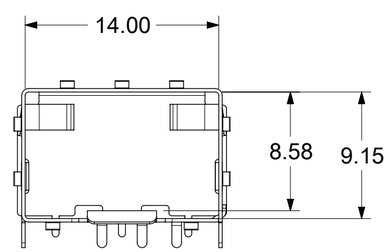

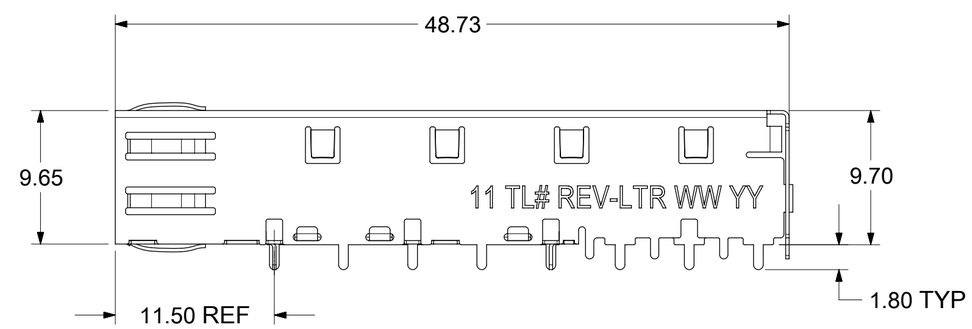

NOTES:
1. THIS CAGE IS FOR SINGLE SIDED USE ONLY.
2. CAN BE USED WITH THE FOLLOWING LIGHT PIPE PART NUMBERS:
   747260001 - LIGHT PIPE FROM BACK TO TOP
   (REFER TO DOCUMENT SD-74726-001)
   747260002 - LIGHT PIPE FROM SIDE TO TOP
   (REFER TO DOCUMENT SD-74726-002)
3. MATERIAL: COPPER ALLOY
4. PLATING: MATTE TIN
5. NO ROHS EXEMPTIONS.
6. IDENTIFICATION IS STAMPED AS SHOWN ON RIGHT SIDE OF CAGE
   LAST TWO DIGITS OF PART NUMBER
   TOOLING NUMBER
   REV LETTER OF CAGE
   WW: WEEK OF THE YEAR PER ISO 8601
   YY: LAST TWO DIGITS OF THE YEAR, FOR EXAMPLE 2013-13
   EXAMPLE: 11 2 A 03 12

DOCUMENT STATUS	P1	RELEASE DATE	2019/11/05 10:34:06

THIS DRAWING CONTAINS INFORMATION THAT IS PROPRIETARY TO MOLEX ELECTRONIC TECHNOLOGIES, LLC AND SHOULD NOT BE USED WITHOUT WRITTEN PERMISSION

SYMBOLS	DIMENSION UNITS	SCALE
FA = 0	mm	3:1
FC = 0	GENERAL TOLERANCES (UNLESS SPECIFIED)	
FP = 0	ANGULAR TOL	± 1.0 °
S = 0	4 PLACES	±
= 0	3 PLACES	±
C = 0	2 PLACES	± 0.13
= 0	1 PLACE	± 0.25
= 0	0 PLACES	±
= 0	DRAFT WHERE APPLICABLE MUST REMAIN WITHIN DIMENSIONS	
V = 0		

CURRENT REV DESC:

EC NO: 626031
DRWN: ASYAMIKAR 2019/10/18
CHK'D: TKUMARKC 2019/11/05
APPR: JCHIANG 2019/11/05

INITIAL REVISION:
DRWN: ASYAMIKAR 2019/10/18
APPR: JCHIANG 2019/11/05

molex

SFP ONE PIECE 1X1 CAGE 1.8MM LEGS
W/SPRING FINGERS SOLDER POSTS

PRODUCT CUSTOMER DRAWING

THIRD ANGLE PROJECTION	DRAWING	SERIES	MATERIAL NUMBER	CUSTOMER	SHEET NUMBER
	C-SIZE	74737	SEE P/N TABLE		1 OF 6

DOCUMENT NUMBER	DOC TYPE	DOC PART	REVISION
747370111	PSD	ASY	E

FORMAT: master-tb-prod-C
REVISION: H
DATE: 2018/01/18

747370111 SHOWN

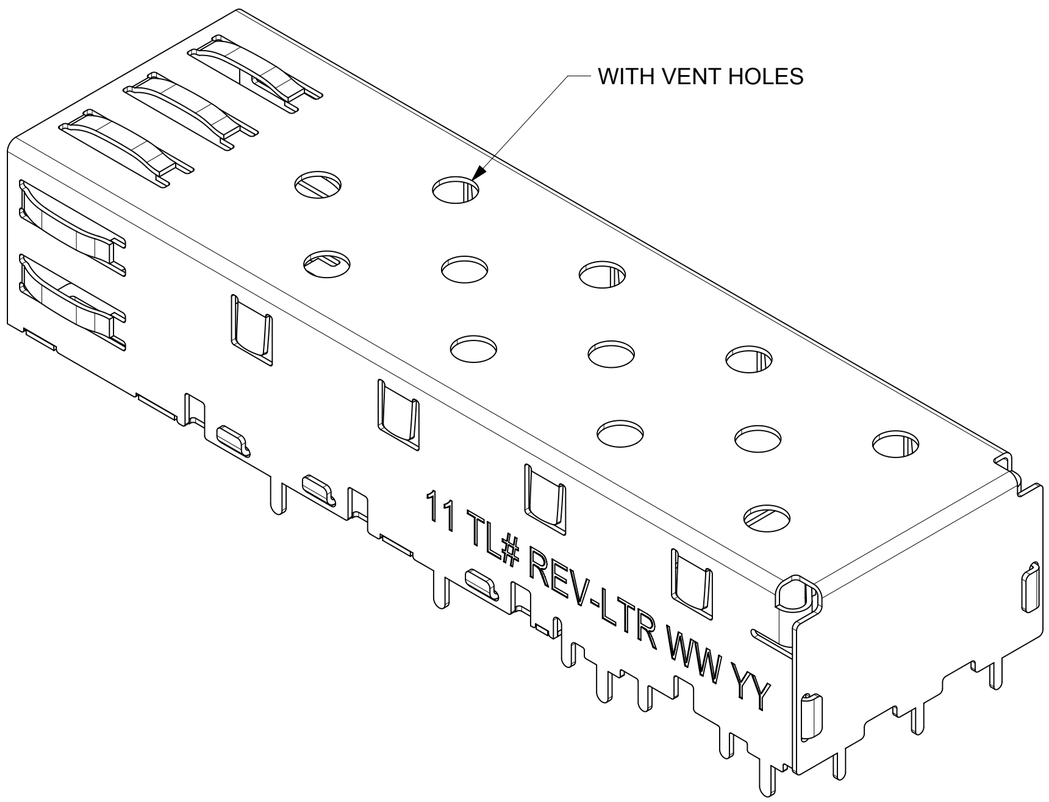

747370063 SHOWN

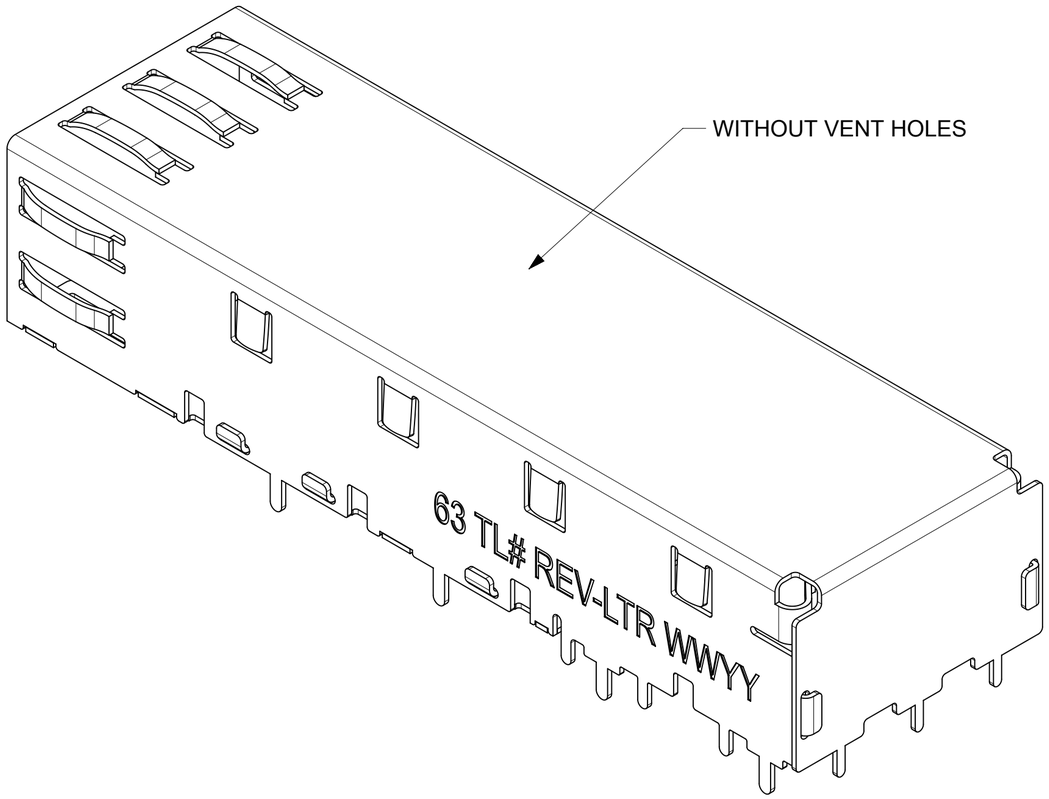

F/G PART NUMBER	VENT HOLES	LEG HEIGHT
747370111	YES	1.8
747370063	NO	1.8

NOTES:
1. REFER TO SHEET 1 FOR COMMON FEATURES AND REQUIREMENTS.
2. 747370063 IS SIMILAR TO 74730111 EXCEPT WITHOUT VENT HOLES.

DOCUMENT STATUS	P1	RELEASE DATE	2019/11/05 10:34:06

SYMBOLS: EA = 0; EC = 0; EP = 0; S = 0; ▼ = 0; C = 0; ☒ = 0; ■ = 0; V = 0

THIS DRAWING CONTAINS INFORMATION THAT IS PROPRIETARY TO MOLEX ELECTRONIC TECHNOLOGIES, LLC AND SHOULD NOT BE USED WITHOUT WRITTEN PERMISSION

DIMENSION UNITS	SCALE
mm	5:1

GENERAL TOLERANCES (UNLESS SPECIFIED)

ANGULAR TOL	±	1.0 °
4 PLACES	±	
3 PLACES	±	
2 PLACES	±	0.13
1 PLACE	±	0.25
0 PLACES	±	

DRAFT WHERE APPLICABLE MUST REMAIN WITHIN DIMENSIONS

CURRENT REV DESC:

EC NO: 626031
DRWN: ASYAMIKAR 2019/10/18
CHK'D: TKUMARKC 2019/11/05
APPR: JCHIANG 2019/11/05

INITIAL REVISION:
DRWN: ASYAMIKAR 2019/10/18
APPR: JCHIANG 2019/11/05

THIRD ANGLE PROJECTION | DRAWING: C-SIZE | SERIES: 74737

molex

SFP ONE PIECE 1X1 CAGE 1.8MM LEGS
W/SPRING FINGERS SOLDER POSTS

PRODUCT CUSTOMER DRAWING

DOCUMENT NUMBER	DOC TYPE	DOC PART	REVISION
747370111	PSD	ASY	E

MATERIAL NUMBER	CUSTOMER	SHEET NUMBER
SEE P/N TABLE		2 OF 6

FORMAT: master-tb-prod-C
REVISION: H
DATE: 2018/01/18

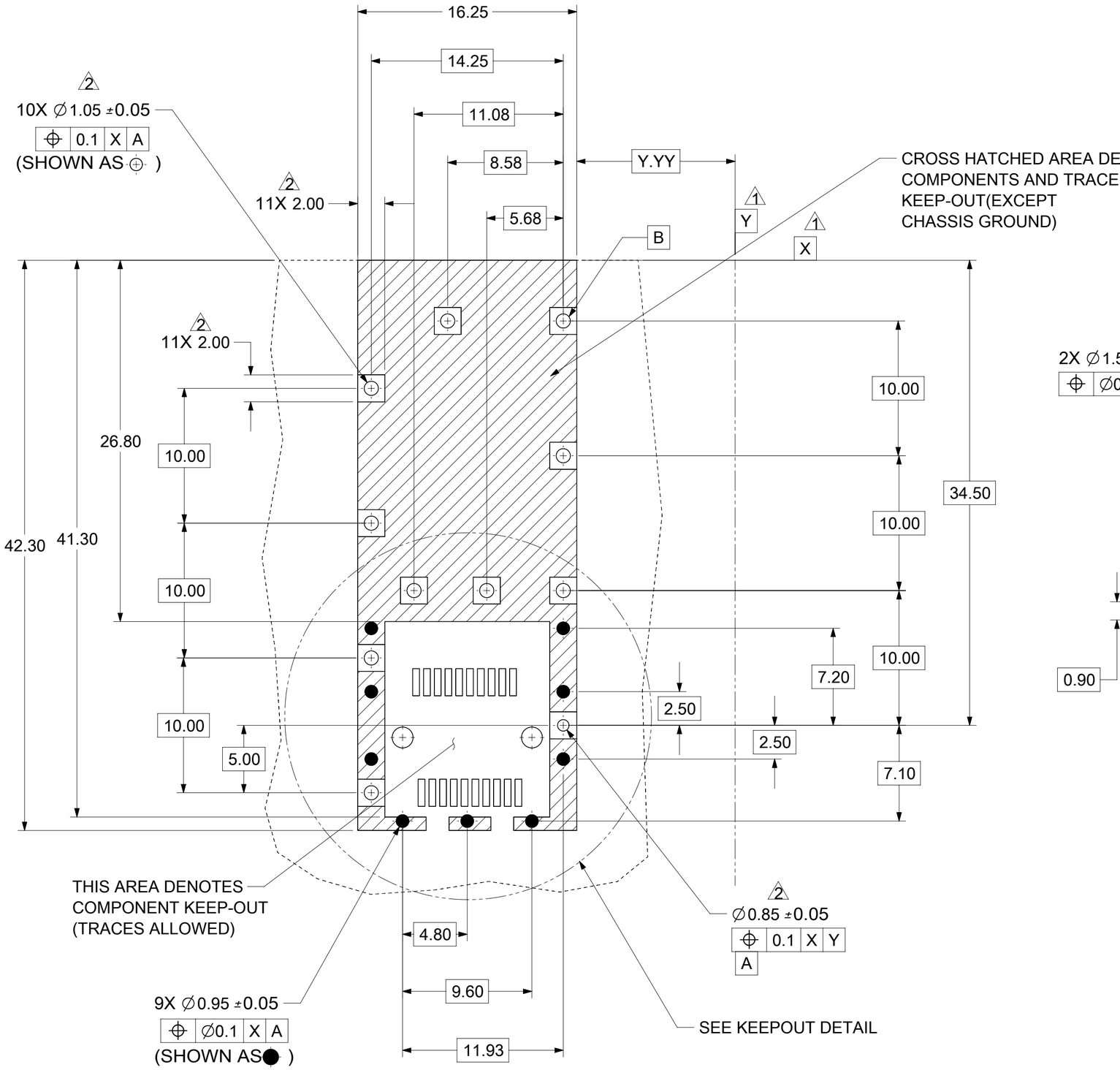

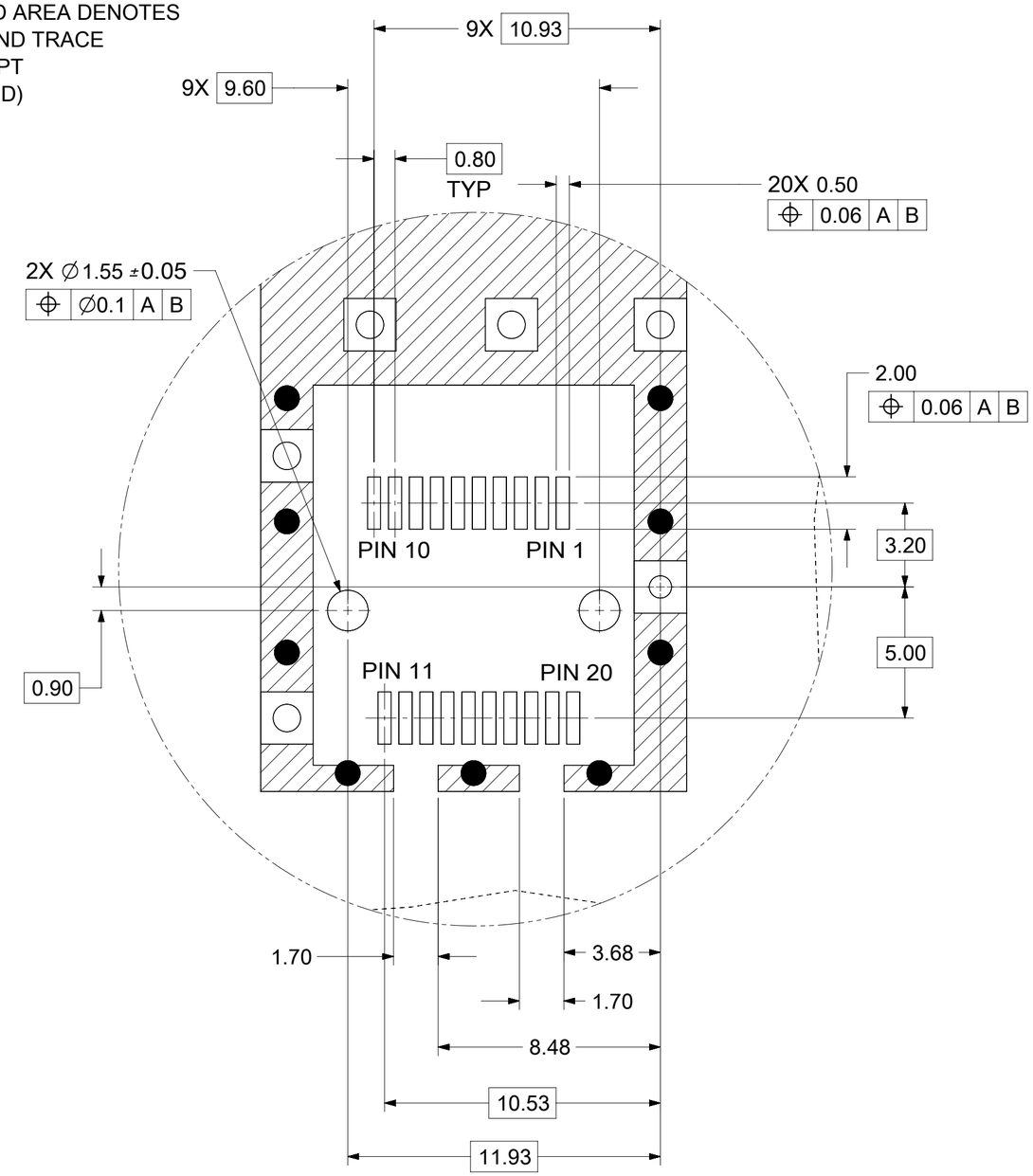

KEEPOUT DETAIL
SCALE 6:1

1. DATUM AND BASIC DIMENSIONS ESTABLISHED BY CUSTOMER.
2. PADS AND VIAS ARE CHASSIS GROUND.
3. HOLE LAYOUT SHOWN IS FOR SINGLE SIDED MOUNTING ONLY.
4. CONNECTOR PAD LAYOUT PER SFP MSA, WILL ACCOMODATE MOLEX CONNECTOR SERIES 74441 OR EQUIVALENT.

DOCUMENT STATUS	P1	RELEASE DATE	2019/11/05 10:34:06

THIS DRAWING CONTAINS INFORMATION THAT IS PROPRIETARY TO MOLEX ELECTRONIC TECHNOLOGIES, LLC AND SHOULD NOT BE USED WITHOUT WRITTEN PERMISSION

SYMBOLS	DIMENSION UNITS	SCALE
= 0	mm	4:1

GENERAL TOLERANCES (UNLESS SPECIFIED)

ANGULAR TOL	±	1.0 °
4 PLACES	±	
3 PLACES	±	
2 PLACES	±	0.13
1 PLACE	±	0.25
0 PLACES	±	

DRAFT WHERE APPLICABLE MUST REMAIN WITHIN DIMENSIONS

CURRENT REV DESC:

EC NO: 626031
DRWN: ASYAMIKAR 2019/10/18
CHK'D: TKUMARKC 2019/11/05
APPR: JCHIANG 2019/11/05

INITIAL REVISION:
DRWN: ASYAMIKAR 2019/10/18
APPR: JCHIANG 2019/11/05

THIRD ANGLE PROJECTION | DRAWING: C-SIZE | SERIES: 74737

molex

SFP ONE PIECE 1X1 CAGE 1.8MM LEGS W/SPRING FINGERS SOLDER POSTS

PRODUCT CUSTOMER DRAWING

DOCUMENT NUMBER	DOC TYPE	DOC PART	REVISION
747370111	PSD	ASY	E

MATERIAL NUMBER	CUSTOMER	SHEET NUMBER
SEE P/N TABLE		3 OF 6

FORMAT: master-tb-prod-C
REVISION: H
DATE: 2018/01/18

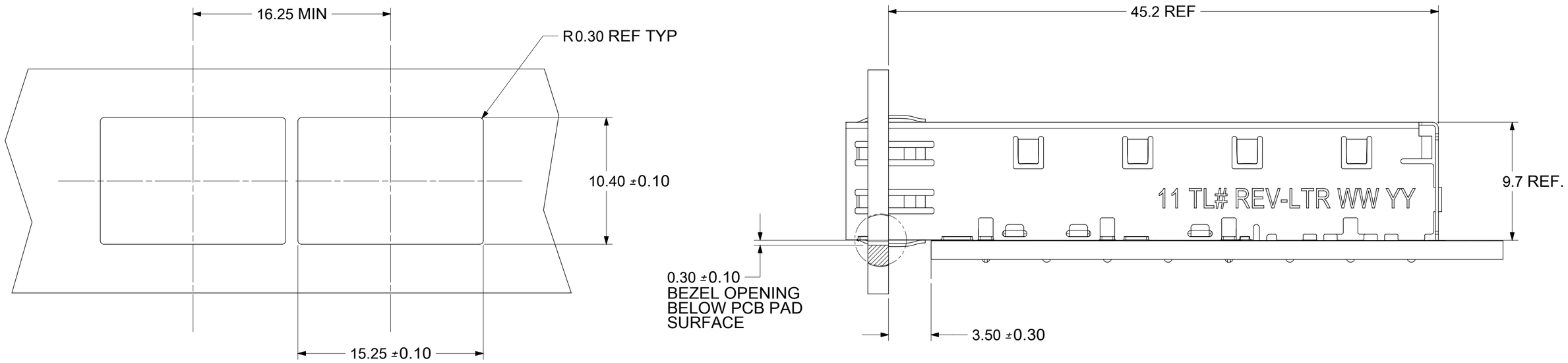

THIS DRAWING CONTAINS INFORMATION THAT IS PROPRIETARY TO MOLEX ELECTRONIC TECHNOLOGIES, LLC AND SHOULD NOT BE USED WITHOUT WRITTEN PERMISSION

SYMBOLS	
EA	= 0
EC	= 0
EP	= 0
S	= 0
▼	= 0
C	= 0
☒	= 0
■	= 0
V	= 0

DIMENSION UNITS	SCALE
mm	4:1

GENERAL TOLERANCES (UNLESS SPECIFIED)		
ANGULAR TOL	±	1.0 °
4 PLACES	±	
3 PLACES	±	
2 PLACES	±	0.13
1 PLACE	±	0.25
0 PLACES	±	

DRAFT WHERE APPLICABLE MUST REMAIN WITHIN DIMENSIONS

CURRENT REV DESC:

EC NO: 626031
DRWN: ASYAMIKAR 2019/10/18
CHK'D: TKUMARKC 2019/11/05
APPR: JCHIANG 2019/11/05

INITIAL REVISION:
DRWN: ASYAMIKAR 2019/10/18
APPR: JCHIANG 2019/11/05

THIRD ANGLE PROJECTION

DRAWING	SERIES
C-SIZE	74737

molex

SFP ONE PIECE 1X1 CAGE 1.8MM LEGS
W/SPRING FINGERS SOLDER POSTS

PRODUCT CUSTOMER DRAWING

DOCUMENT NUMBER	DOC TYPE	DOC PART	REVISION
747370111	PSD	ASY	E

MATERIAL NUMBER	CUSTOMER	SHEET NUMBER
SEE P/N TABLE		4 OF 6

DOCUMENT STATUS	P1	RELEASE DATE	2019/11/05 10:34:06

FORMAT: master-tb-prod-C
REVISION: H
DATE: 2018/01/18

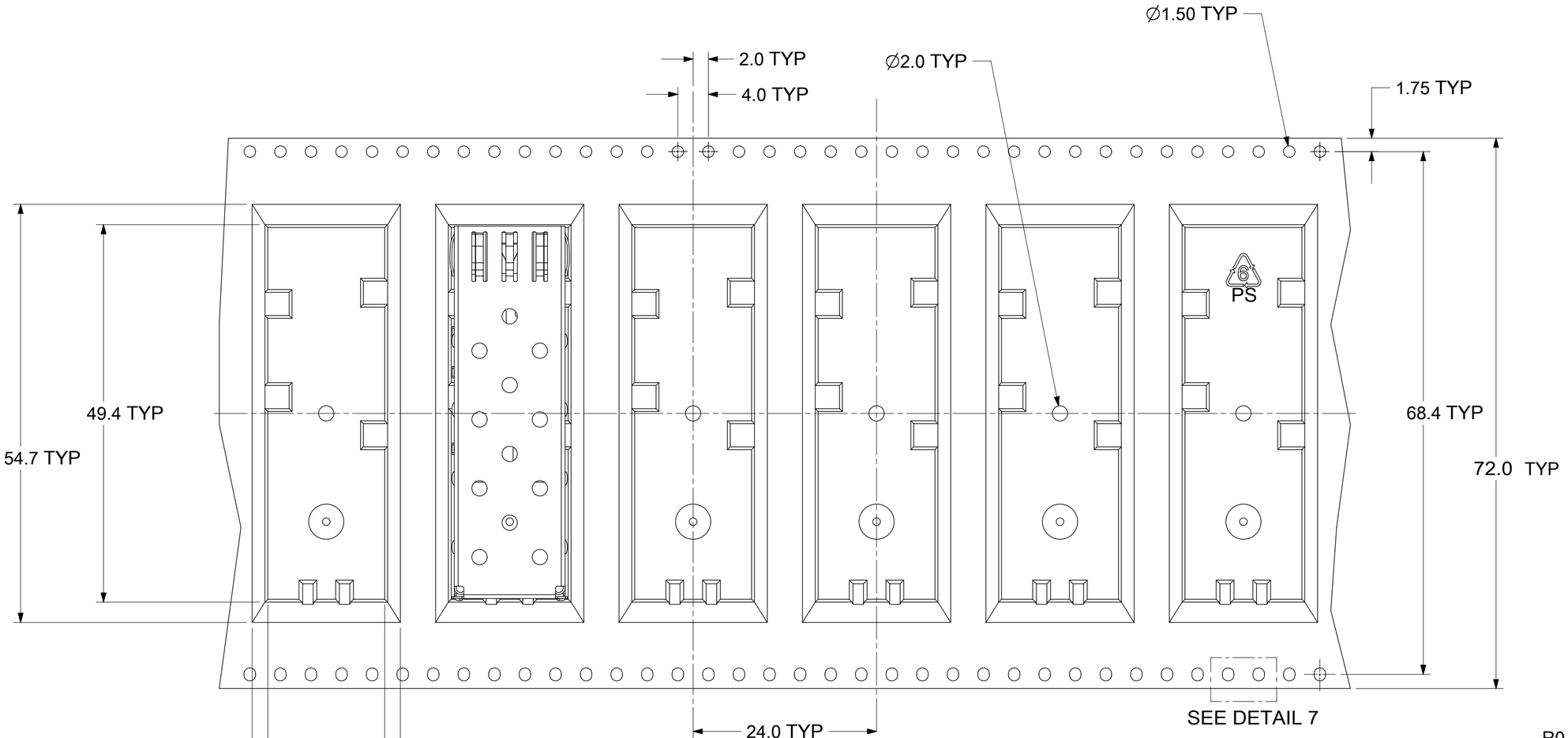

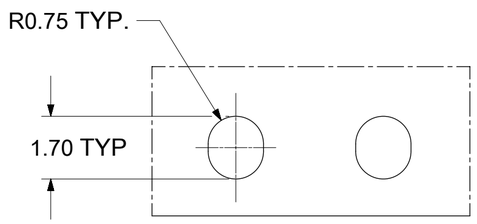

DETAIL 7
SCALE 10:1

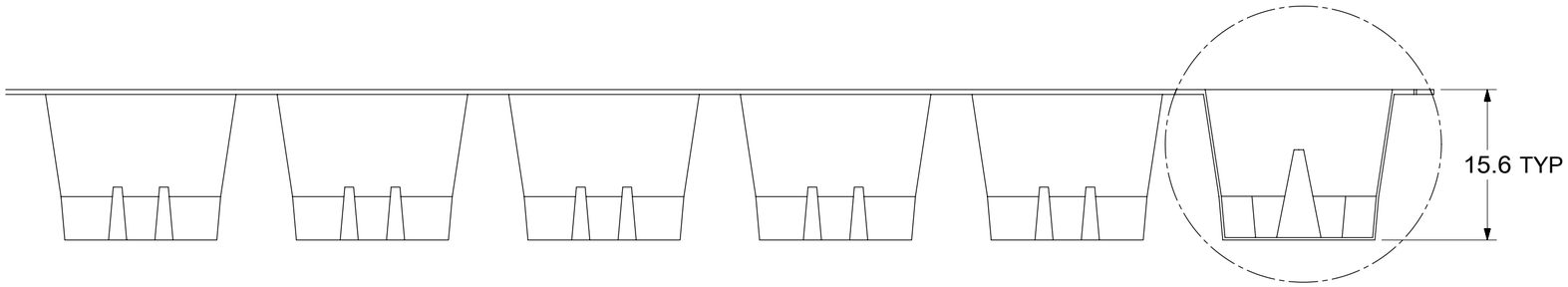

CUTAWAY2

SYMBOLS	
FA	= 0
FC	= 0
FP	= 0
S	= 0
▼	= 0
C	= 0
☒	= 0
■	= 0
V	= 0

THIS DRAWING CONTAINS INFORMATION THAT IS PROPRIETARY TO MOLEX ELECTRONIC TECHNOLOGIES, LLC AND SHOULD NOT BE USED WITHOUT WRITTEN PERMISSION

DIMENSION UNITS	SCALE
mm	1:1

GENERAL TOLERANCES (UNLESS SPECIFIED)

ANGULAR TOL	±	1.0 °
4 PLACES	±	
3 PLACES	±	
2 PLACES	±	0.13
1 PLACE	±	0.25
0 PLACES	±	

DRAFT WHERE APPLICABLE MUST REMAIN WITHIN DIMENSIONS

CURRENT REV DESC:

EC NO: 626031
DRWN: ASYAMIKAR 2019/10/18
CHK'D: TKUMARKC 2019/11/05
APPR: JCHIANG 2019/11/05

INITIAL REVISION:
DRWN: ASYAMIKAR 2019/10/18
APPR: JCHIANG 2019/11/05

THIRD ANGLE PROJECTION | DRAWING: C-SIZE | SERIES: 74737

molex

SFP ONE PIECE 1X1 CAGE 1.8MM LEGS W/SPRING FINGERS SOLDER POSTS

PRODUCT CUSTOMER DRAWING

DOCUMENT NUMBER	DOC TYPE	DOC PART	REVISION
747370111	PSD	ASY	E

MATERIAL NUMBER	CUSTOMER	SHEET NUMBER
		5 OF 6

DOCUMENT STATUS	P1	RELEASE DATE	2019/11/05 10:34:06

FORMAT: master-tb-prod-C
REVISION: H
DATE: 2018/01/18

REV	DATE	DESCRIPTION
1	2011/07/25	PRE-RELEASE
A	2011/12/05	INITIAL RELEASE, PART IDENTIFICATION CHANGED (SHT 1); TAPE CHANGED TO TWO LAYER BOTTOM (SHT 4); CHANGED HOLE SPACING TO 68.4MM (SHT 4); ADDED DETAIL VIEW 1 (SHT 4).
A1	2012/01/05	REMOVED 8.5 AND REPLACED WITH 0.57 (SHT 1); ADDED 0.30±0.10 (SHT 3); CORRECTED ARROW APPERANCE (SHT 4)
C	2012/08/08	DIM 1.80 UPDATED TO 1.80 TYP (SHT 1). SECTION LINE MOVED (SHT 3). UPDATED ALL VIEWS (SHT 4). UPDATED 15.1 TYP TO 15.3 TYP (SHT 4). UPDATED 49.1 TYP TO 49.4 TYP (SHT 4). UPDATED 14 TYP TO 15.6 TYP (SHT 4).
D	2012/09/12	UPDATED TRAY REEL CONE HEIGHT (SHT 4)
E	2019/10/18	REMASTERED FROM "SD-74737-0111 REV_D" TO "747370111 REV_E". ADDED NEW PART NUMBER 747370063 TO THE DRAWING. ADDED SHEET 2 TO SHOW ISO VIEW OF P/N 747370063 AND 747370111.

THIS DRAWING CONTAINS INFORMATION THAT IS PROPRIETARY TO MOLEX ELECTRONIC TECHNOLOGIES, LLC AND SHOULD NOT BE USED WITHOUT WRITTEN PERMISSION

SYMBOLS: = 0 (all)

DIMENSION UNITS	SCALE
mm	1:1

GENERAL TOLERANCES (UNLESS SPECIFIED)

ANGULAR TOL	± 1.0 °
4 PLACES	±
3 PLACES	±
2 PLACES	± 0.13
1 PLACE	± 0.25
0 PLACES	±

DRAFT WHERE APPLICABLE MUST REMAIN WITHIN DIMENSIONS

CURRENT REV DESC:

EC NO: 626031
DRWN: ASYAMIKAR 2019/10/18
CHK'D: TKUMARKC 2019/11/05
APPR: JCHIANG 2019/11/05

INITIAL REVISION:
DRWN: ASYAMIKAR 2019/10/18
APPR: JCHIANG 2019/11/05

molex

SFP ONE PIECE 1X1 CAGE 1.8MM LEGS W/SPRING FINGERS SOLDER POSTS

PRODUCT CUSTOMER DRAWING

DOCUMENT NUMBER	DOC TYPE	DOC PART	REVISION
747370111	PSD	ASY	E

THIRD ANGLE PROJECTION	DRAWING	SERIES	MATERIAL NUMBER	CUSTOMER	SHEET NUMBER
	C-SIZE	74737			6 OF 6

DOCUMENT STATUS	P1	RELEASE DATE	2019/11/05 10:34:06

FORMAT: master-tb-prod-C
REVISION: H
DATE: 2018/01/18

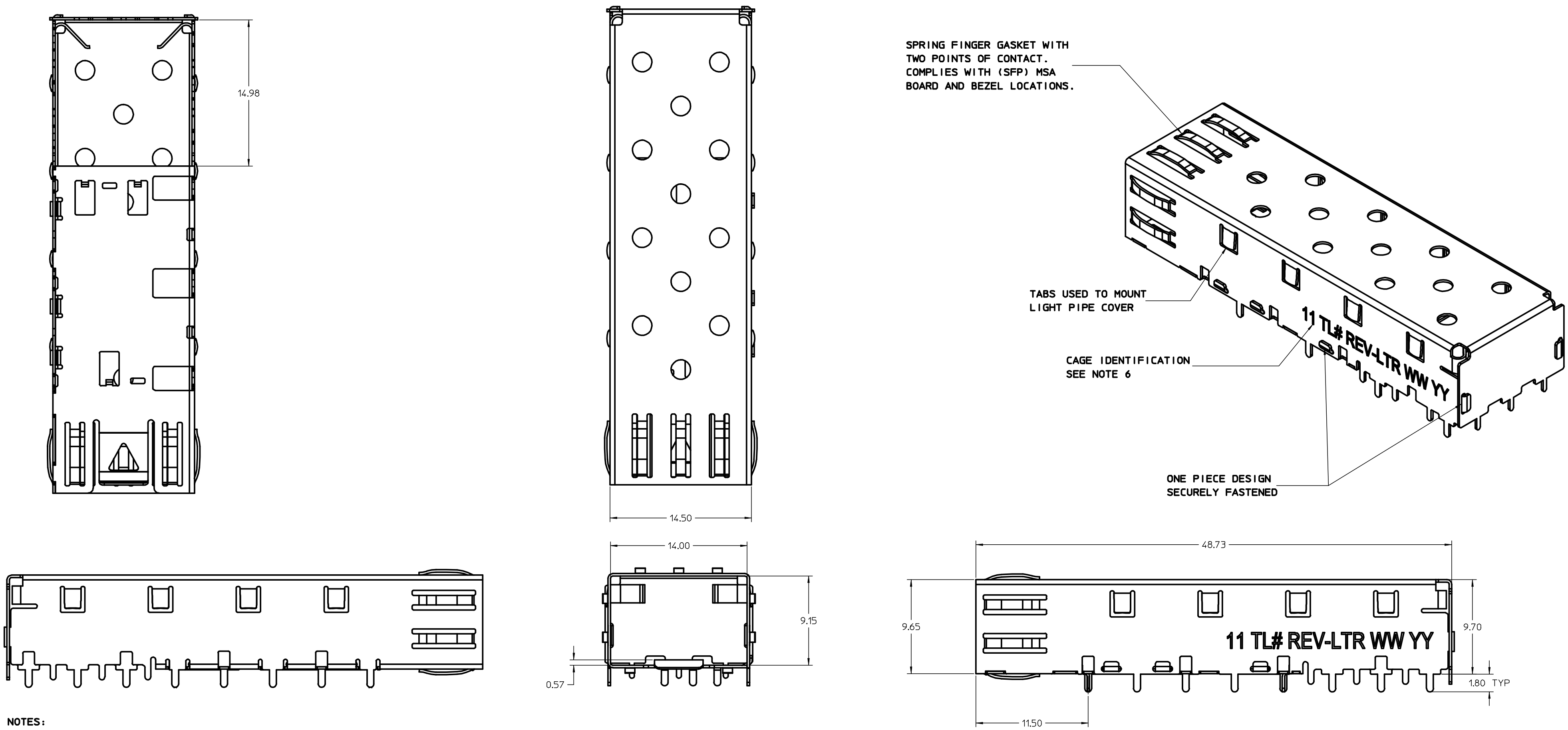

NOTES:
1. THIS CAGE IS FOR SINGLE SIDED USE ONLY.

2. CAN BE USED WITH THE FOLLOWING LIGHT PIPE PART NUMBERS:
   747260001 - LIGHT PIPE FROM BACK TO TOP
   (REFER TO DOCUMENT SD-74726-001)
   747260002 - LIGHT PIPE FROM SIDE TO TOP
   (REFER TO DOCUMENT SD-74726-002)

3. MATERIAL: COPPER ALLOY

4. PLATING: MATTE TIN

5. LEAD FREE, NO ROHS EXEMPTIONS

6. IDENTIFICATION IS STAMPED AS SHOWN ON RIGHT SIDE OF CAGE
   LAST TWO DIGITS OF PART NUMBER
   TOOLING NUMBER
   REV LETTER OF CAGE
   WW: WEEK OF THE YEAR PER ISO 8601
   YY: LAST TWO DIGITS OF THE YEAR, FOR EXAMPLE 2013 = 13
   EXAMPLE: 11 2 A 03 12

REVISED
EC NO: CPG2013-0591 2012/09/11
DRWN:FOIAN 2012/09/12
CHKD:MMCKERVEY 2012/10/12
APPR:KLLOYD
REV D

QUALITY SYMBOLS

GENERAL TOLERANCES (UNLESS SPECIFIED)	mm	INCH
4 PLACES	± ---	± ---
3 PLACES	± ---	± ---
2 PLACES	± 0.13	± ---
1 PLACE	± 0.25	± ---
0 PLACE	±	±

ANGULAR ± 1 °
DRAFT WHERE APPLICABLE MUST REMAIN WITHIN DIMENSIONS

DIMENSION STYLE: MM ONLY
SCALE: 5:1
DESIGN UNITS: METRIC
THIRD ANGLE PROJECTION
DRAWN BY: MMCKERVEY DATE: 2011/07/25
CHECKED BY / DATE
APPROVED BY: KLLOYD DATE: 2012/01/05
TITLE: 1X1 SFP TAPE AND REEL
molex
MATERIAL NO. 747370111
DOCUMENT NO. SD-74737-0111
SHEET NO. 1 OF 5
SIZE D

THIS DRAWING CONTAINS INFORMATION THAT IS PROPRIETARY TO MOLEX INCORPORATED AND SHOULD NOT BE USED WITHOUT WRITTEN PERMISSION

tb_frame_D_P_AM_T Rev. G 2012/01/11

1 DATUM AND BASIC DIMENSIONS ESTABLISHED BY CUSTOMER.
2 PADS AND VIAS ARE CHASSIS GROUND.
3 HOLE LAYOUT SHOWN IS FOR SINGLE SIDED MOUNTING ONLY.
4. CONNECTOR PAD LAYOUT PER SFP MSA, WILL ACCOMODATE MOLEX CONNECTOR SERIES 74441 OR EQUIVALENT.

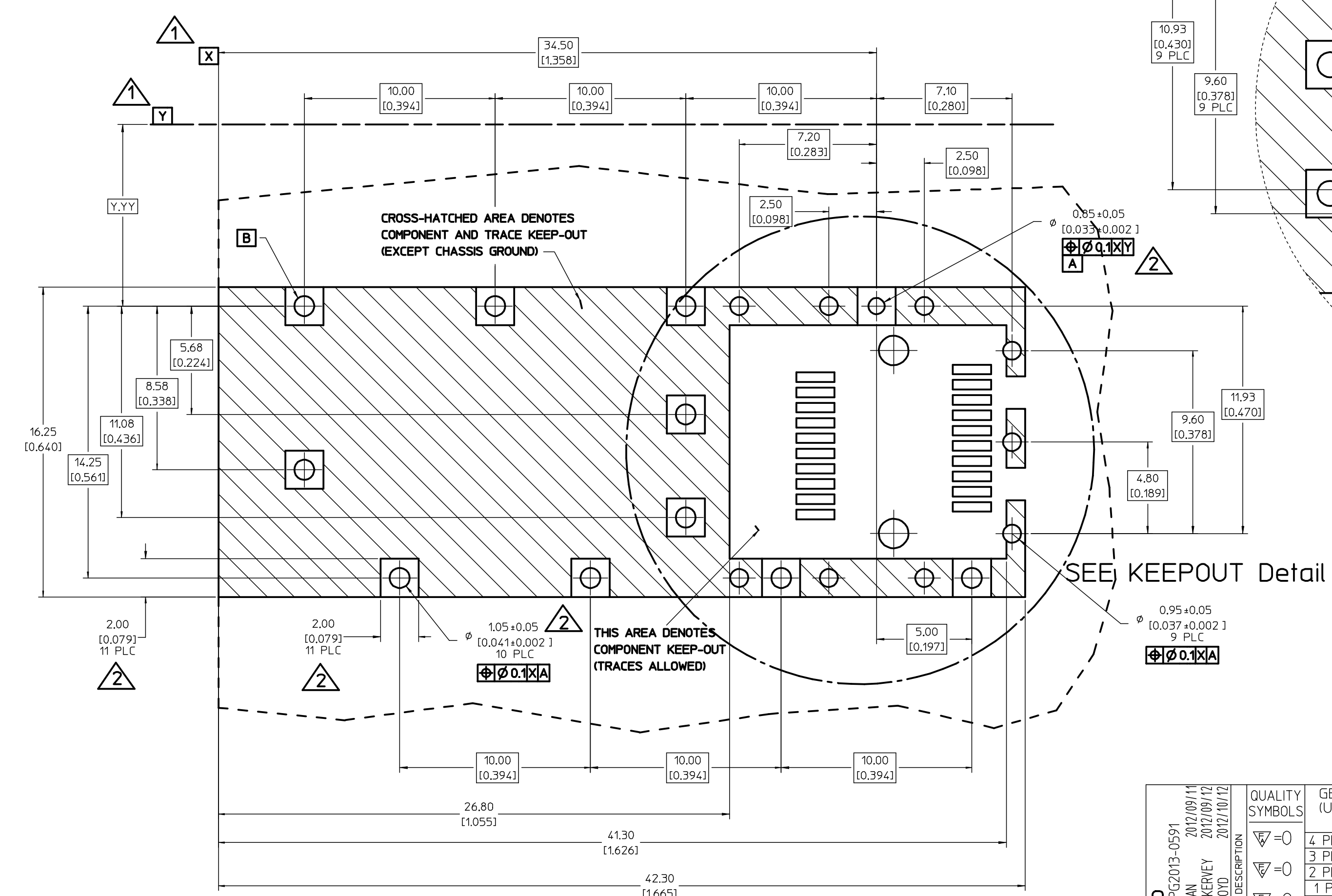

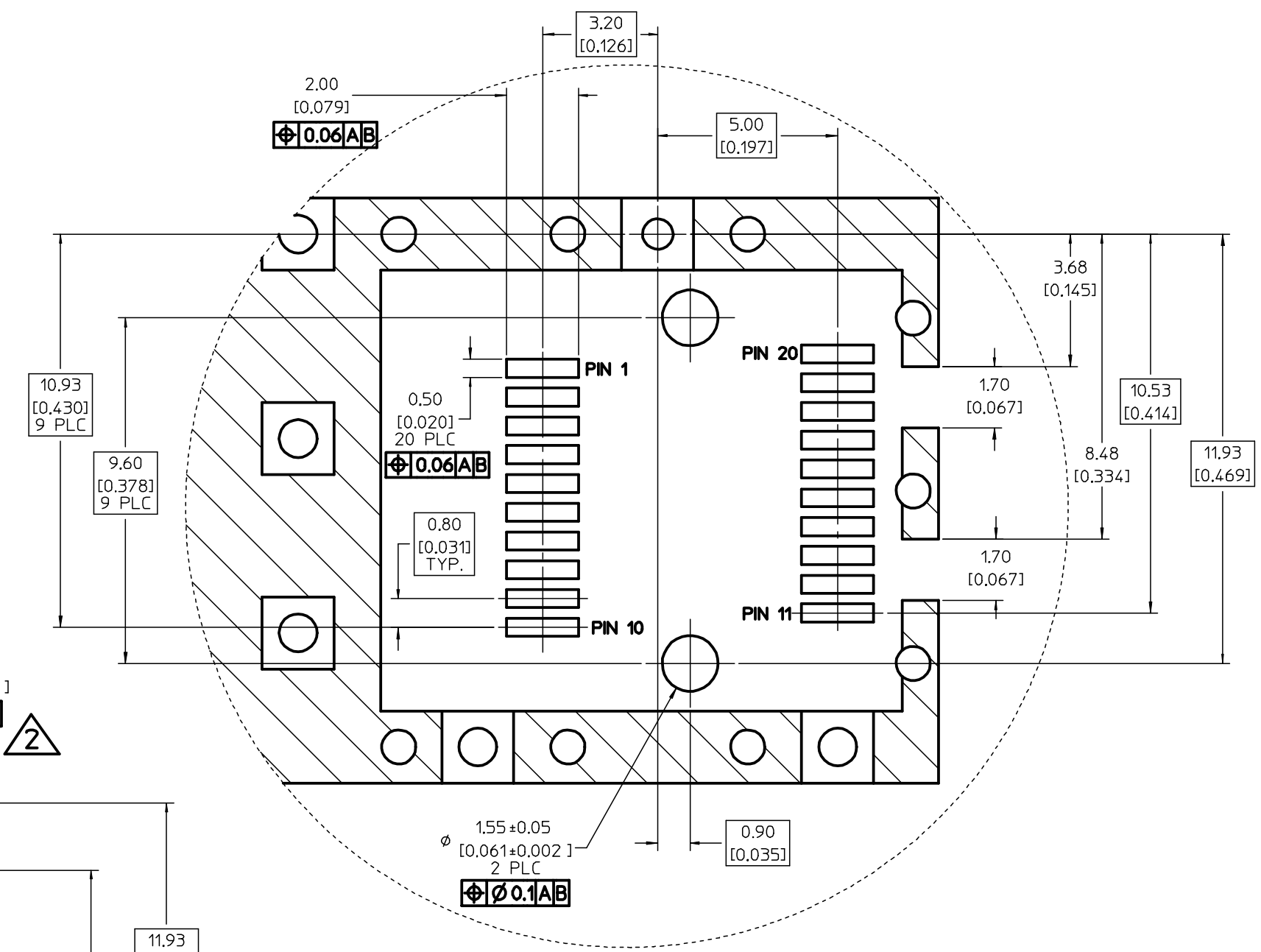

KEEPOUT Detail
SCALE 10:1

REVISED	
EC NO: CPG2013-0591	
DRWN:FOIAN	2012/09/11
CH'KD:MMCKERVEY	2012/09/12
APPR:KLLOYD	2012/10/12
REV: D	DESCRIPTION

GENERAL TOLERANCES (UNLESS SPECIFIED)	mm	INCH
4 PLACES	± ---	± ---
3 PLACES	± ---	± ---
2 PLACES	± 0,13	± ---
1 PLACE	± 0,25	± ---
0 PLACE	±	±
ANGULAR ± 1 °		
DRAFT WHERE APPLICABLE MUST REMAIN WITHIN DIMENSIONS		

QUALITY SYMBOLS: =0, =0, =0

DIMENSION STYLE	SCALE	DESIGN UNITS	
MM ONLY	5:1	METRIC	THIRD ANGLE PROJECTION

		DATE
DRAWN BY	MMCKERVEY	2011/07/25
CHECKED BY		
APPROVED BY	KLLOYD	2012/01/05

TITLE: 1X1 SFP TAPE AND REEL

molex

MATERIAL NO.	DOCUMENT NO.	SHEET NO.
747370111	SD-74737-0111	2 OF 5

SIZE D

THIS DRAWING CONTAINS INFORMATION THAT IS PROPRIETARY TO MOLEX INCORPORATED AND SHOULD NOT BE USED WITHOUT WRITTEN PERMISSION

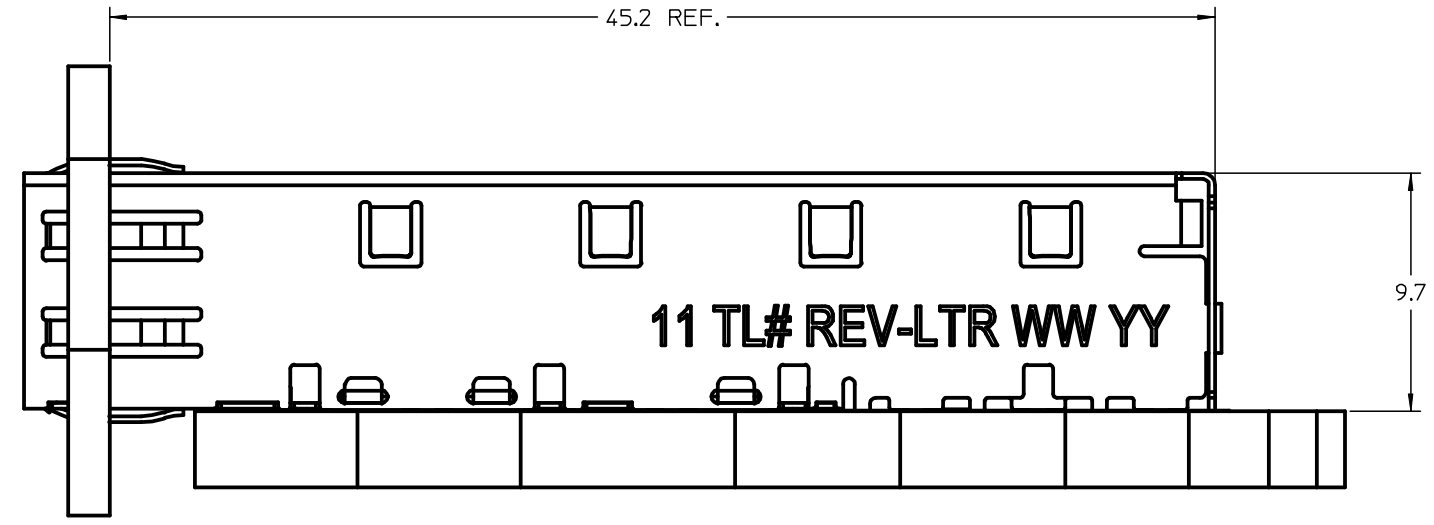

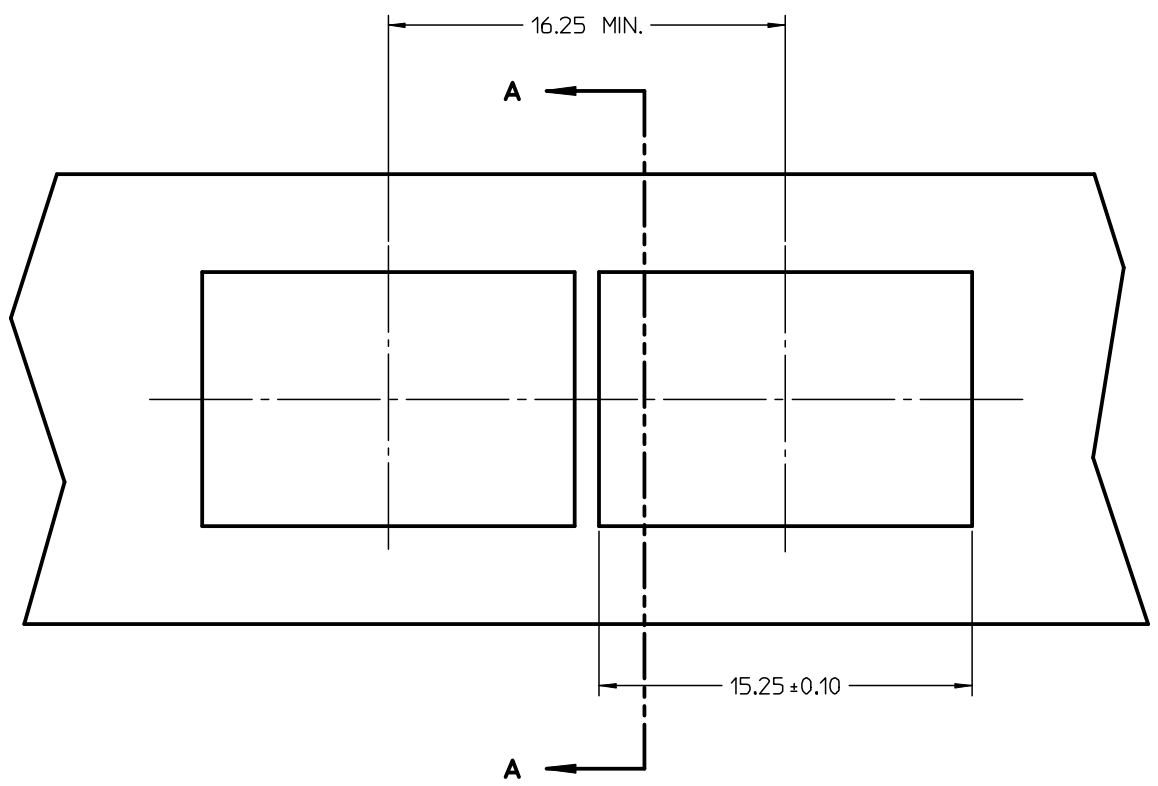

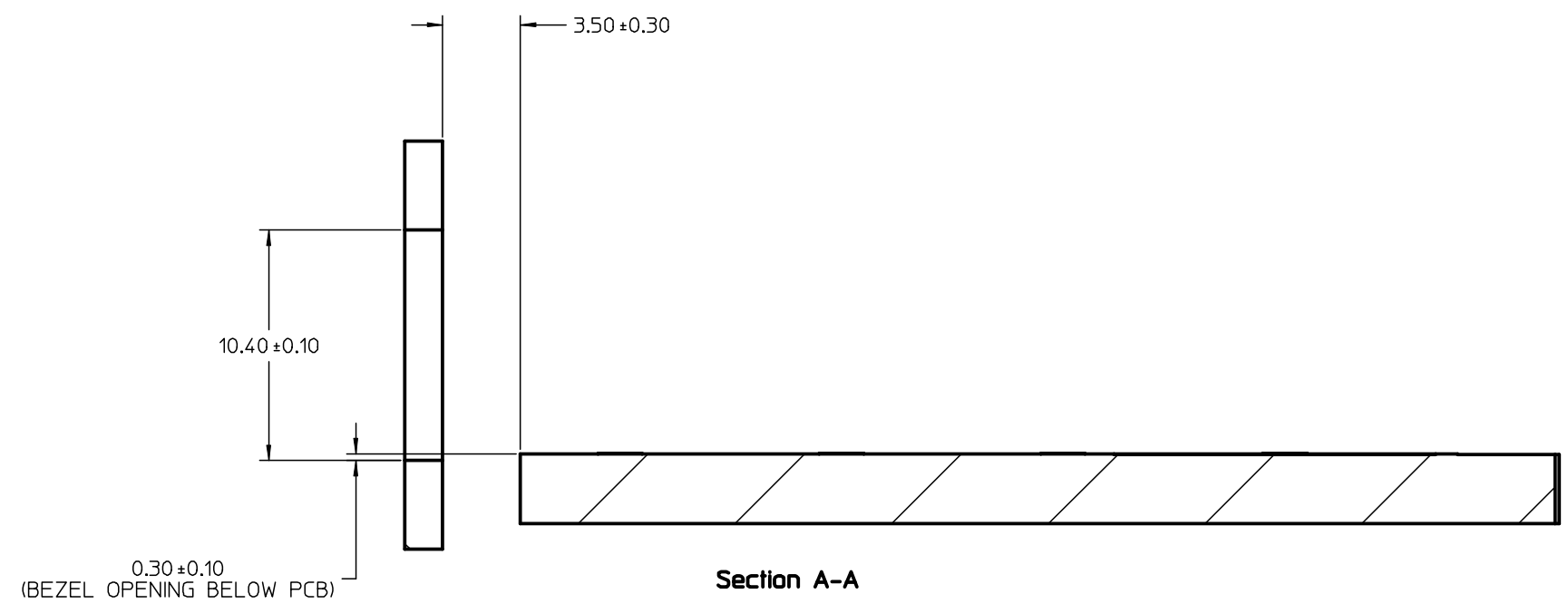

Section A-A

REVISED
EC NO: CPG2013-0591 2012/09/11
DRWN:FOIAN 2012/09/12
CH'KD:MMCKERVEY 2012/10/12
APPR:KLLOYD
DESCRIPTION
D
REV

QUALITY SYMBOLS

GENERAL TOLERANCES (UNLESS SPECIFIED)

	mm	INCH
4 PLACES	± ---	± ---
3 PLACES	± ---	± ---
2 PLACES	± 0.13	± ---
1 PLACE	± 0.25	± ---
0 PLACE	±	±

ANGULAR ± 1 °
DRAFT WHERE APPLICABLE MUST REMAIN WITHIN DIMENSIONS

DIMENSION STYLE: MM ONLY
SCALE: 5:1
DESIGN UNITS: METRIC
THIRD ANGLE PROJECTION

DRAWN BY: MMCKERVEY DATE: 2011/07/25
CHECKED BY: DATE:
APPROVED BY: KLLOYD DATE: 2012/01/05

TITLE: 1X1 SFP TAPE AND REEL

molex

MATERIAL NO.: 747370111
DOCUMENT NO.: SD-74737-0111
SHEET NO.: 3 OF 5
SIZE: D

THIS DRAWING CONTAINS INFORMATION THAT IS PROPRIETARY TO MOLEX INCORPORATED AND SHOULD NOT BE USED WITHOUT WRITTEN PERMISSION

fb_frame_D_P_AM_T Rev. G 2012/01/11

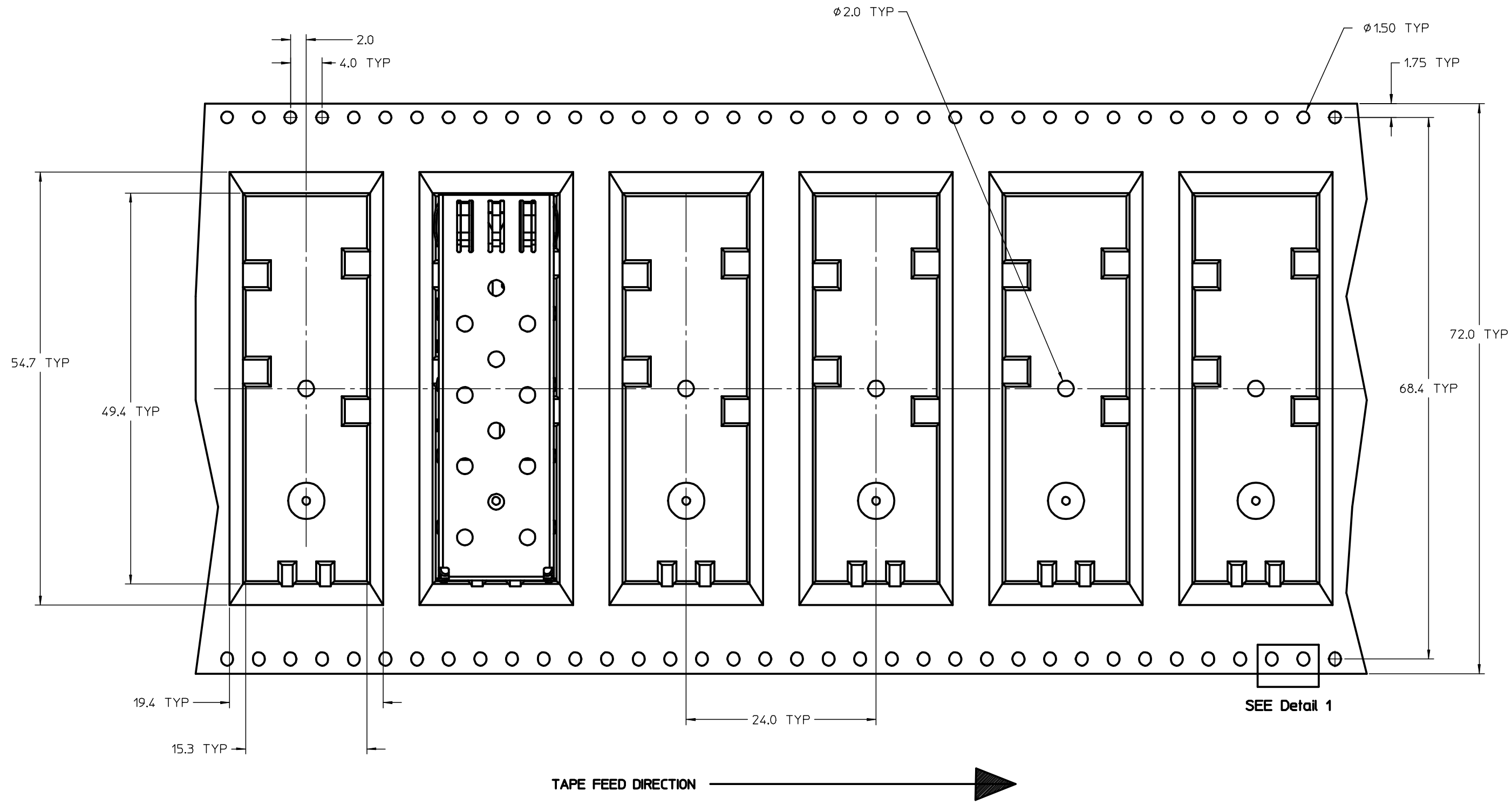

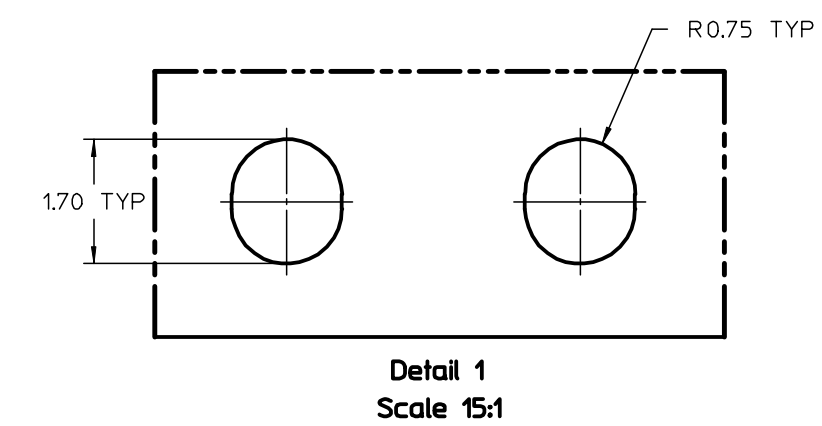

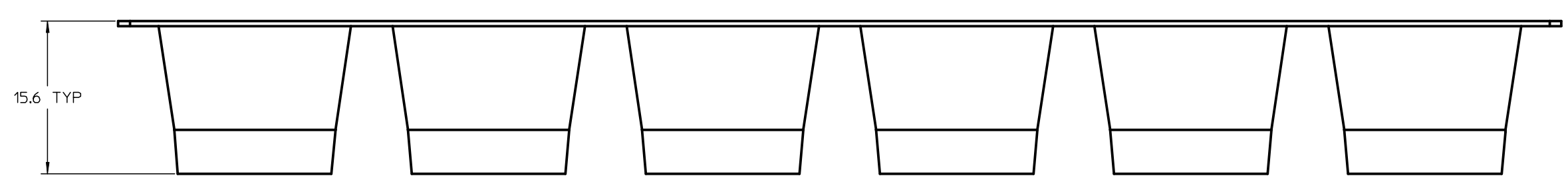

REVISED
EC NO: CPG2013-0591 2012/09/11
DRWN:FQIAN 2012/09/12
CHK'D:MMCKERVEY 2012/10/12
APPR:KLLOYD
DESCRIPTION
REV D

QUALITY SYMBOLS	GENERAL TOLERANCES (UNLESS SPECIFIED)	mm	INCH
=0	4 PLACES	± ---	± ---
=0	3 PLACES	± ---	± ---
=0	2 PLACES	± 0.13	± ---
	1 PLACE	± 0.25	± ---
	0 PLACE	±	±
	ANGULAR ± 1 °		
	DRAFT WHERE APPLICABLE MUST REMAIN WITHIN DIMENSIONS		

DIMENSION STYLE: MM ONLY
SCALE: 3:1
DESIGN UNITS: METRIC
THIRD ANGLE PROJECTION

DRAWN BY: MMCKERVEY DATE: 2011/07/25
CHECKED BY: DATE:
APPROVED BY: KLLOYD DATE: 2012/01/05

TITLE: 1X1 SFP TAPE AND REEL

molex

MATERIAL NO.: 747370111
DOCUMENT NO.: SD-74737-0111
SHEET NO.: 4 OF 5
SIZE: D

THIS DRAWING CONTAINS INFORMATION THAT IS PROPRIETARY TO MOLEX INCORPORATED AND SHOULD NOT BE USED WITHOUT WRITTEN PERMISSION

DATE	REV	DESCRIPTION
2011-07-25	1	PRE-RELEASE
2011-12-05	A	INITIAL RELEASE; PART IDENTIFICATION CHANGED [SHT1]; TAPE CHANGED TO TWO LAYER BOTTOM [SHT4]; CHANGED HOLE SPACING TO 68.4MM [SHT4]; ADDED DETAIL VIEW 1 [SHT4];
2012-01-05	A1	REMOVED 8.58 AND REPLACED WITH 0.57 [SHT1]; ADDED 0.30±0.10 [SHT3]; CORRECTED ARROW APPEARANCE [SHT4]
2012-08-08	C	DIM 1.80 UPDATED TO 1.80 TYP [SHT 1]. SECTION LINE MOVED [SHT 3], UPDATED ALL VIEWS [SHT4], UPDATED 15.1 TYP TO 15.3 TYP [SHT4], UPDATED 49.1 TYP TO 49.4 TYP [SHT4], UPDATED 14 TYP TO 15.6 TYP [SHT 4]
2012-09-12	D	UPDATED TRAY REEL CONE HEIGHT [SHT 4]

REVISED
EC NO: CPG2013-0591 2012/09/11
DRWN:FOLAN 2012/09/12
CHKD:MMCKERVEY 2012/10/12
APPR:KLLOYD
DESCRIPTION
REV D

QUALITY SYMBOLS
4 PLACES =0
3 PLACES =0
2 PLACES =0

GENERAL TOLERANCES (UNLESS SPECIFIED)

	mm	INCH
4 PLACES	± ---	± ---
3 PLACES	± ---	± ---
2 PLACES	± 0.13	± ---
1 PLACE	± 0.25	± ---
0 PLACE	±	±
ANGULAR ± 1 °		

DRAFT WHERE APPLICABLE MUST REMAIN WITHIN DIMENSIONS

DIMENSION STYLE: MM ONLY
SCALE: 5:1
DESIGN UNITS: METRIC
THIRD ANGLE PROJECTION

DRAWN BY: MMCKERVEY DATE: 2011/07/25
CHECKED BY: DATE:
APPROVED BY: KLLOYD DATE: 2012/01/05

TITLE: 1X1 SFP TAPE AND REEL

molex

MATERIAL NO.: 747370111
DOCUMENT NO.: SD-74737-0111
SHEET NO.: 5 OF 5
SIZE: D

THIS DRAWING CONTAINS INFORMATION THAT IS PROPRIETARY TO MOLEX INCORPORATED AND SHOULD NOT BE USED WITHOUT WRITTEN PERMISSION