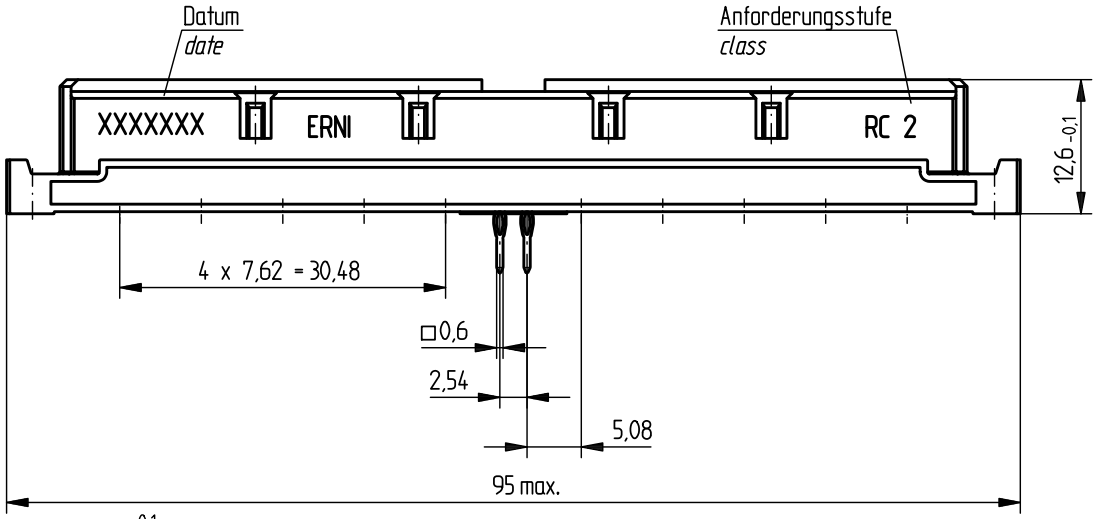

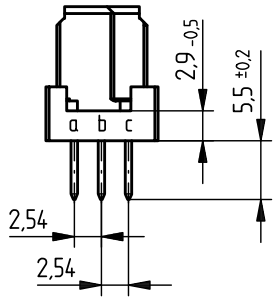

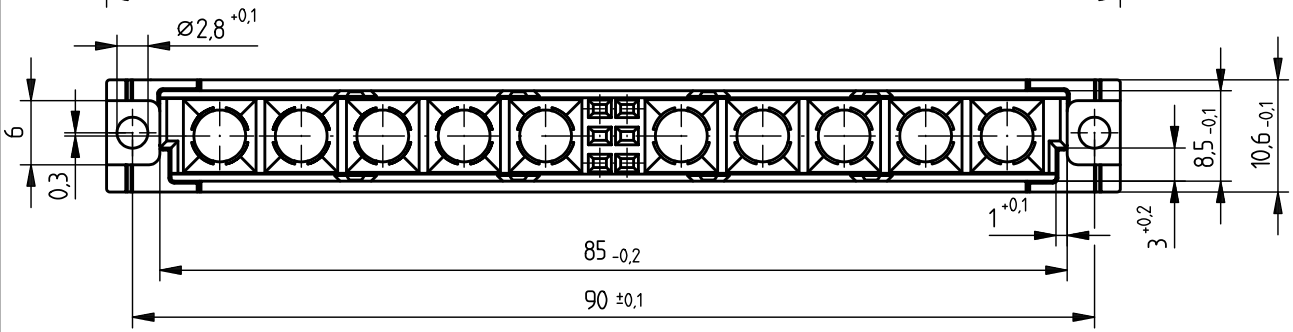

Elastische Einpresszone / *compliant pressfit zone*

Isolierwerkstoff / *housing material* : PBT GF30

Bauart 7 / *type 7*

Anforderungsstufe 2 = 400 Steckzyklen / *performance class 2 = 400 mating cycles*

Fehlende Masse und Angaben nach IEC 60 603-2 / DIN EN 60 603-2

Missing information and dimensions per IEC 60 603-2 / DIN EN 60 603-2

Schichtaufbau im metallisierten Loch siehe Zeichnung 164062/Nr.6

diameter of drilled hole see drawing 164062/No.6

1) Ø 1,0 $^{+0,09}_{-0,06}$ Durchmesser des metallisierten Loches

Ø 1,0 $^{+0,09}_{-0,06}$ Diameter of finished plated-through hole

Bedruckung siehe Zeichnung 294875

Marking see drawing 294875

Bestückungsplan / *contact layout*

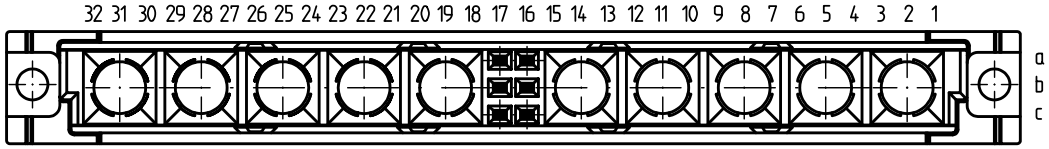

■ bestückt / *assemble*

Leiterplatten-Lochbild / *PCB drillhole pattern*

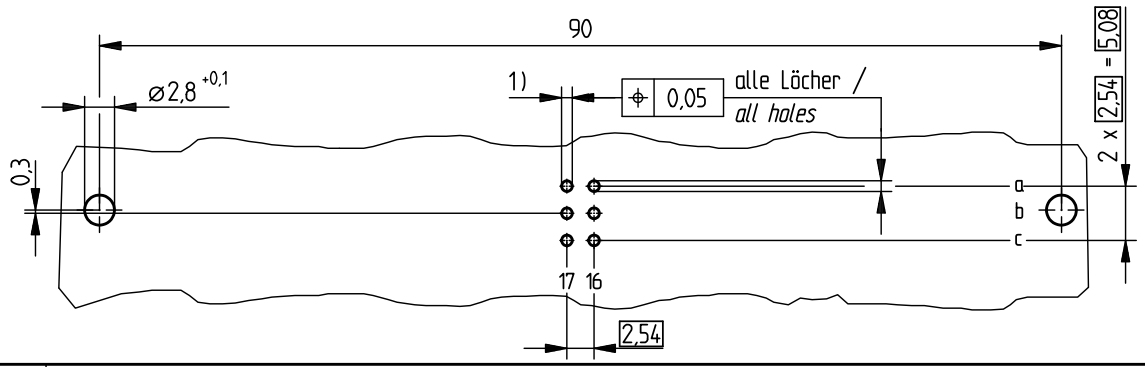

Information:	Tolerances	All Dimensions in mm	Scale 1:1
All rights reserved. Only for information. To insure that this is the latest version of this drawing, please contact one of the ERNI companies before using.	Subject to modification without prior notice. Drawing will not be updated.		Designation Federleiste M 6-10 EE *Fem. Connector M 6-10 Pressfit*
		ERNI www.ERNI.com	354197 | 1
Index	Date	H:00067214.SZA	STVM

Consider protection memo from DIN 34