THIS DRAWING IS UNPUBLISHED. RELEASED FOR PUBLICATION -,- .
© COPYRIGHT - By - ALL RIGHTS RESERVED.

LOC	DIST
FT	0

REVISIONS

P	LTR	DESCRIPTION	DATE	DWN	APVD
	C1	Correcting Dimension A and B	16MAR2015	CR	PS

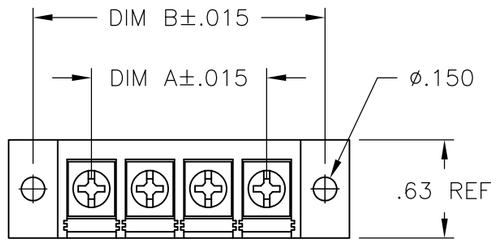

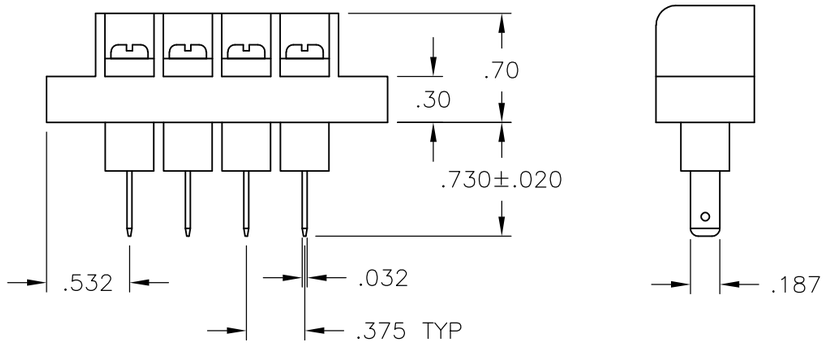

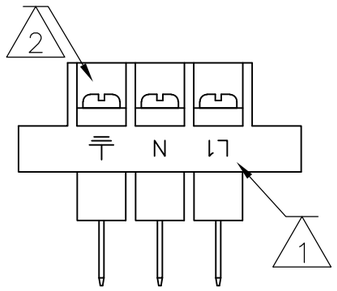

1-1776897-9

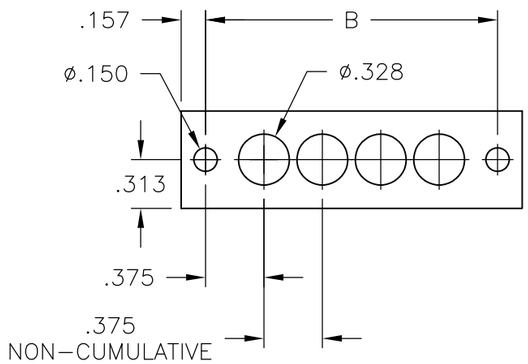

MOUNTING PANEL LAYOUT

PHYSICAL PROPERTIES:
HOUSING: THERMOPLASTIC, UL94V-0, BLACK.
TERMINALS: BRIGHT TIN OVER COPPER ALLOY.
SCREWS: 6-32 STEEL, ZINC PLATING W/ CLEAR CHROMATE.
PITCH: .375"
MAX OPERATING TEMP.: +105°C
RECOMMENDED TIGHTENING TORQUE: 7 IN-LBS.

ELECTRICAL PROPERTIES:
CURRENT RATING: 20A
OPERATING VOLTAGE: 300V
WIRE RANGE: 12-22 AWG

1 MARKED WITH WHITE PERMANENT INK.

2 SCREW IS GREEN.

DIM B	DIM A	NO OF POS	CATALOG NUMBER	TE PART NO.
7.125	6.375	18	BC6-F307-18	1-1776897-8
6.750	6.000	17	BC6-F307-17	1-1776897-7
6.375	5.625	16	BC6-F307-16	1-1776897-6
6.000	5.250	15	BC6-F307-15	1-1776897-5
5.625	4.875	14	BC6-F307-14	1-1776897-4
5.250	4.500	13	BC6-F307-13	1-1776897-3
4.875	4.125	12	BC6-F307-12	1-1776897-2
4.500	3.750	11	BC6-F307-11	1-1776897-1
4.125	3.375	10	BC6-F307-10	1-1776897-0
3.750	3.000	9	BC6-F307-09	1776897-9
3.375	2.625	8	BC6-F307-08	1776897-8
3.000	2.250	7	BC6-F307-07	1776897-7
2.625	1.875	6	BC6-F307-06	1776897-6
2.250	1.500	5	BC6-F307-05	1776897-5
1.875	1.125	4	BC6-F307-04	1776897-4
1.500	.750	3	BC6-F307-03-292	1-1776897-9
1.500	.750	3	BC6-F307-03	1776897-3
1.125	.375	2	BC6-F307-02	1776897-2

THIS DRAWING IS A CONTROLLED DOCUMENT.

DIMENSIONS: INCHES

TOLERANCES UNLESS OTHERWISE SPECIFIED:
0 PLC ± -
1 PLC ± -
2 PLC ± -
3 PLC ± -
4 PLC ± -
ANGLES ± -

MATERIAL -
FINISH -

DWN S SCHLEGEL 9/27/06
CHK S. YODER 9/27/06
APVD S. YODER 9/27/06
PRODUCT SPEC —
APPLICATION SPEC —
WEIGHT —

TE Connectivity

NAME BC6-F307-XX ASSEMBLY

SIZE	CAGE CODE	DRAWING NO	RESTRICTED TO
A3	00779	C-1776897	—

CUSTOMER DRAWING

SCALE	SHEET	REV
1:1	1 OF 1	C1