POLES	MATERIAL NO.	ENG. NO.	AMPS	LENGTH
3	1300640065	CC3030A48M020	32	2M +89-0MM (6'7"+3.50-0)
4	1300640187	CC4030A48M020	32	2M +89-0MM (6'7"+3.50-0)
4	1300640245	CC4030A48M100	32	10M +318-0MM (32'10" +12.5"-0")

©

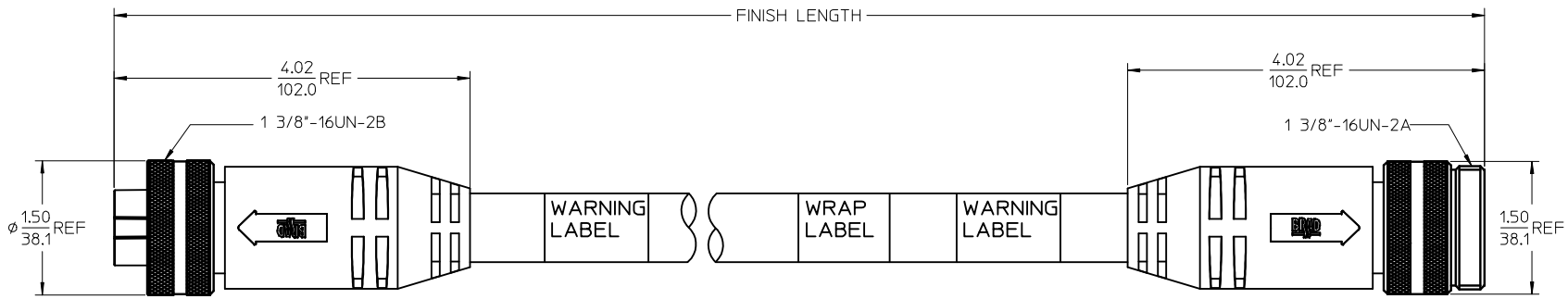

FACE VIEW-FEMALE INSERT

3 POLE	4 POLE
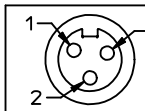	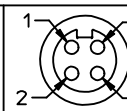
1 BLACK 2 GREEN-YELLOW 3 WHITE	1 BLACK 2 GREEN-YELLOW 3 RED 4 WHITE

FACE VIEW-MALE INSERT

3 POLE	4 POLE
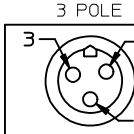	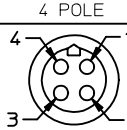
1 BLACK 2 GREEN-YELLOW 3 WHITE	1 BLACK 2 GREEN-YELLOW 3 RED 4 WHITE

WIRING DIAGRAM
3 POLE

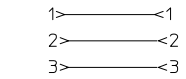

WIRING DIAGRAM
4 POLE

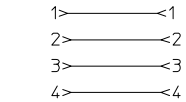

SPECS:
OVERMOLD: GRAY PVC
INSERT: BLACK PVC
COUPLING NUT: ANODIZED ALUMINUM
CABLE: #10AWG GRAY PVC
DUAL RATED UL TC/OPEN WIRING & STOOW
ELECTRICAL: 600V AC/DC

ADDED PART NUMBER
EC NO: IPG2016-1155
DRWN:GGUSTAFSON 2016/02/23
CH'KD:MZTELINSKI 2016/03/15
APPR:BWOODMAN 2016/02/23
DESCRIPTION
REV

QUALITY SYMBOLS
▼=0
▽=0

GENERAL TOLERANCES (UNLESS SPECIFIED)	mm	INCH
4 PLACES	± ---	± ---
3 PLACES	± ---	± .005
2 PLACES	± ---	± .010
1 PLACE	± ---	± .020
ANGULAR ±1/2°		

DRAFT WHERE APPLICABLE MUST REMAIN WITHIN DIMENSIONS

DIMENSION STYLE: IN/MM
SCALE: 1:2
DESIGN UNITS: INCH
THIRD ANGLE PROJECTION

DRAWN BY	B.RUPERT	DATE 01/12/10
CHECKED BY	B.WOODMAN	DATE 01/12/10
APPROVED BY	JFMURPHY	DATE 2010/01/15
MATERIAL NO.	SEE CHART	

TITLE
QUICK CHANGE
FEMALE/MALE STRAIGHT
3 & 4 POLE AS PORTABLES

molex MOLEX INCORPORATED

DOCUMENT NO. SD-130064-065
SHEET NO. 1 OF 1
SIZE C

THIS DRAWING CONTAINS INFORMATION THAT IS PROPRIETARY TO MOLEX INCORPORATED AND SHOULD NOT BE USED WITHOUT WRITTEN PERMISSION