MATERIAL NUMBER	ENGINEERING NUMBER	FINISHED LENGTH
1300280050	DND22A-M200	20M [65FT 7 IN]
1300280055	DND22A-M400	40M [131FT 3 IN]

FEMALE FACE VIEW

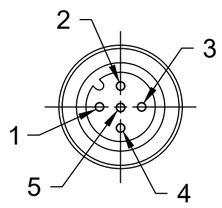

MALE FACE VIEW

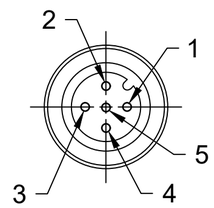

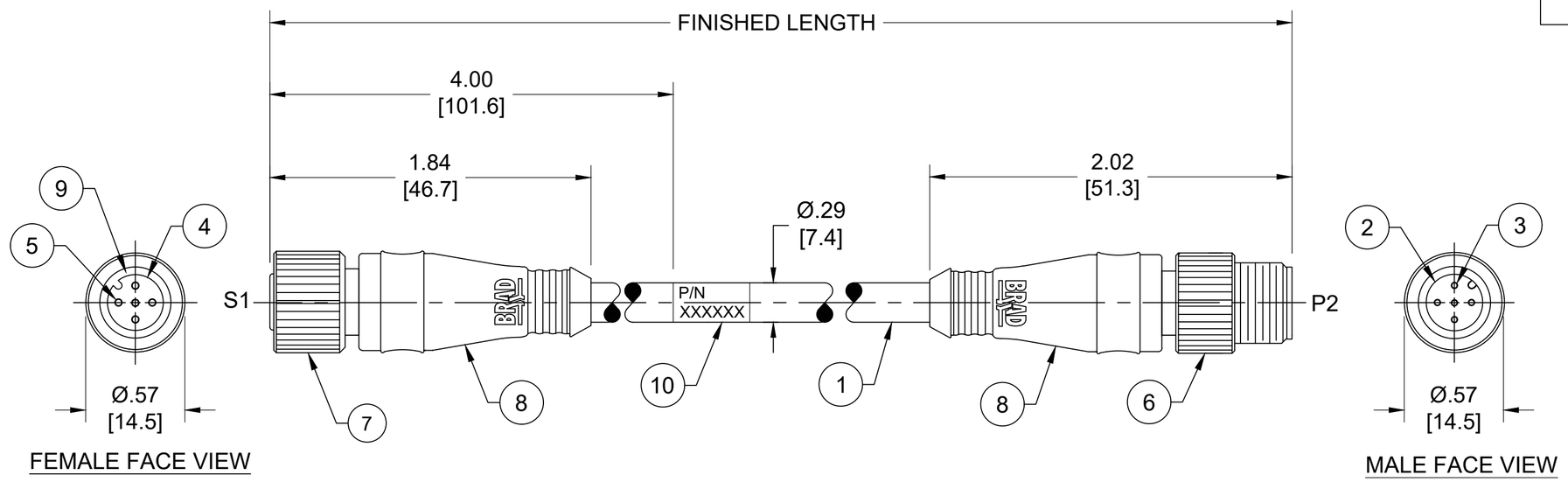

FEMALE FACE VIEW

MALE FACE VIEW

NOTES:

1. MATERIAL: AS NOTED
2. FINISH: AS NOTED
3. ELECTRICAL:
   VOLTAGE : 60V AC/DC
   CURRENT: 4A
4. TEMP RATING: -20° TO +80°C
5. PROTECTION: IP67 (WHEN MATED)
6. COUPLING THREAD: M12X1
7. UL LISTED FILE: E152210
   CSA CERTIFIED FILE: LR6837
8. ALL DIMENSIONS ARE FOR REFERENCE
   UNLESS TOLERACED OR NOTED OTHERWISE

PART NUMBER LEGEND

DND22A-M005

FINISHED LENGTH:
M005= 0.5 METER
M010= 1 METER
M100= 10 METER

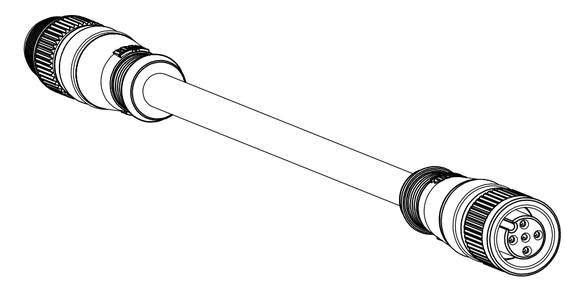

ITEM	COMPONENT	MATERIAL	FINISH
10	WRAP LABEL	VINYL	BLACK/YELLOW
9	O-RING	NITRILE	RED
8	OVERMOLD	TPC	GRAY
7	FEMALE COUPLING NUT	ZINC DIE CAST	BLACK E-COATED
6	MALE COUPLING NUT	ZINC DIE CAST	BLACK E-COATED
5	CONTACT SOCKET	COPPER ALLOY	GOLD OVER NICKEL
4	FEMALE INSERT	NYLON 6/6	BLACK
3	CONTACT PIN	COPPER ALLOY	GOLD OVER NICKEL
2	MALE INSERT	NYLON 6/6	BLACK
1	CABLE #22 AWG	PVC	GRAY

S1		P2
1	DRAIN	1
V+ 2	RED	2 - V+
V- 3	BLACK	3 - V-
CAN_H 4	WHITE	4 - CAN_H
CAN_L 5	BLUE	5 - CAN_L

SCHEMATIC

CABLE LENGTH TOLERANCES
<.3M [1FT]: +19mm-0 [+.75in-0]
.3 - .9M [1 - 3FT]: +44.5mm-0 [+1.75in-0]
.9 - 1.8M [3 - 6FT]: +55.6mm-0 [+2.19in-0]
1.8 - 3.7M [6 - 12FT: +88.9mm-0 [+3.50in-0]
3.7 - 7.3M [12 - 24FT]: +165.1mm-0 [+6.50in-0]
7.3-14.6M [24 - 48FT]: +317.5mm-0 [+12.50in-0]
14.6 - 30.5M [48-100FT]: +622.3mm-0 [+24.50in-0]
OVER 30M [100FT] +2% OF FINISHED LENGTH

THIS DRAWING CONTAINS INFORMATION THAT IS PROPRIETARY TO MOLEX ELECTRONIC TECHNOLOGIES, LLC AND SHOULD NOT BE USED WITHOUT WRITTEN PERMISSION

FUNCTIONAL SYMBOLS: FA=0, FC=0, FP=0
DIVISIONAL SYMBOLS

DIMENSION UNITS: INCH/MM
SCALE: NTS

GENERAL TOLERANCES (UNLESS SPECIFIED)

	mm	INCH
4 PLACES	±----	±----
3 PLACES	±----	±----
2 PLACES	±----	±----
1 PLACE	±----	±----
0 PLACES	±----	±----
ANGULAR TOL ±	---- °	

DRAFT WHERE APPLICABLE MUST REMAIN WITHIN DIMENSIONS

CURRENT REV DESC: REMOVED OBSOLETED PART NUMBER AS PER PCN#514336.

EC NO: 825582
DRWN: RAVINR1 2025/06/24
CHK'D: GGA 2025/06/27
APPR: GGA 2025/06/27

INITIAL REVISION:
DRWN: BWOODMAN 2009/03/13
APPR: JFMURPHY 2009/03/31

molex

MICRO-CHANGE DEVICENET, M12,
5 POLE, MALE - FEMALE, STRAIGHT, SINGLE KEY,
#22 AWG

PRODUCT CUSTOMER DRAWING

DOCUMENT NUMBER	DOC TYPE	DOC PART	REVISION
SD-130028-001	PSD	001	F2

THIRD ANGLE PROJECTION	DRAWING	SERIES	MATERIAL NUMBER	CUSTOMER	SHEET NUMBER
	C-SIZE	130028	SEE TABLE	GENERAL MARKET	1 OF 1

DOCUMENT STATUS	P1	RELEASE DATE	2025/06/27 05:38:53

FORMAT: IN-ACAD-tb-prod-C
REVISION: B
DATE: 2020/01/14