FACE VIEW - FEMALE INSERT	FACE VIEW - MALE INSERT
 (CENELEC)	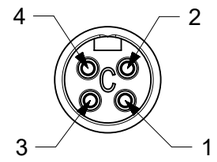 (CENELEC)
1 BROWN 2 WHITE 3 BLUE 4 BLACK	1 BROWN 2 WHITE 3 BLUE 4 BLACK

PART NUMBER LEGEND

114033K03M010

FINISHED LENGTH:
M005= 0.5 METER
M010= 1 METER
M100= 10 METER

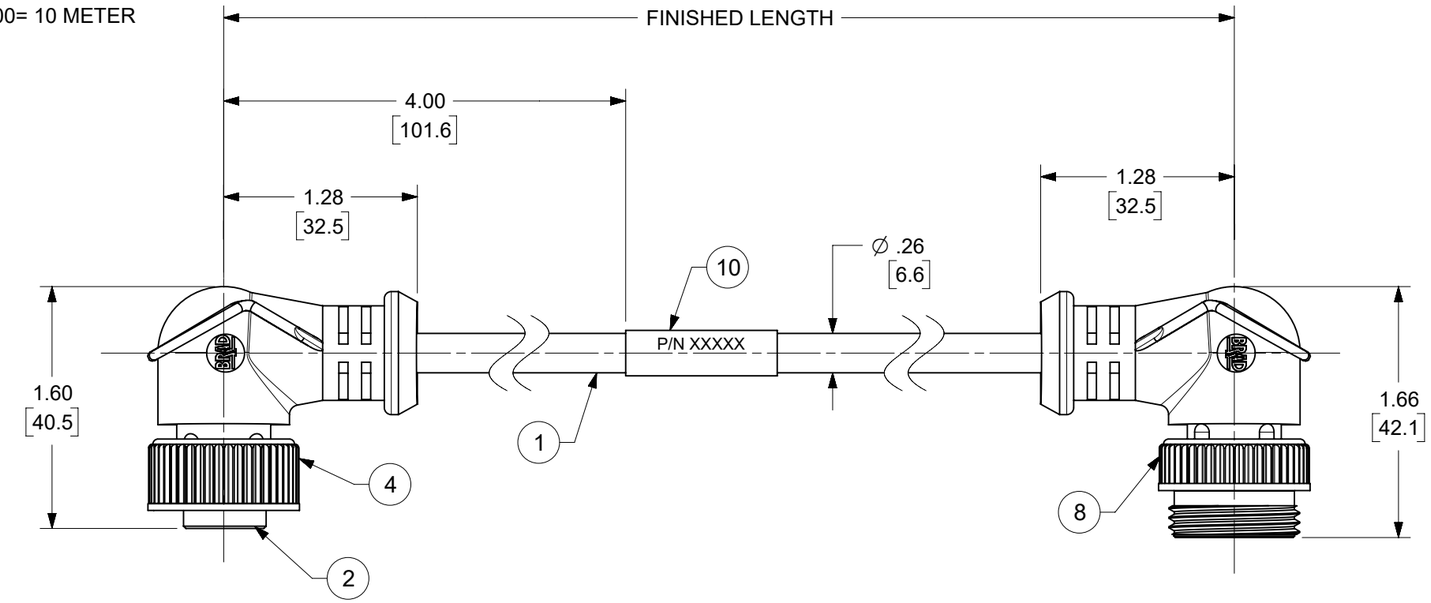

NOTES:
1. MATERIAL: AS NOTED
2. FINISH: AS NOTED
3. ELECTRICAL:
   VOLTAGE: 300V AC/DC
   CURRENT: 5.6A
4. TEMP RATING: -20°C TO +105°C
5. PROTECTION: IP67 (WHEN MATED)
6. COUPLING THREAD: 7/8-16UN
7. CABLE BEND RADIUS IS 10X CABLE DIA.
8. CSA CERTIFIED FILE: LR6837
9. ALL DIMENSIONS ARE FOR REFERENCE
   UNLESS TOLERANCED OR NOTED OTHERWISE

MECHANICAL CHARACTERISTICS:

TORSIONAL FLEX TEST	10 MILLION CYCLES PER MIL-C-13777G
BEND FLEX TEST	10 MILLION CYCLES PER MIL-C-13777G
WELD SLAG RESISTANCE	WOODHEAD STANDARD S-300
DRAG CHAIN TEST	UP TO 20 MILLION CYCLES

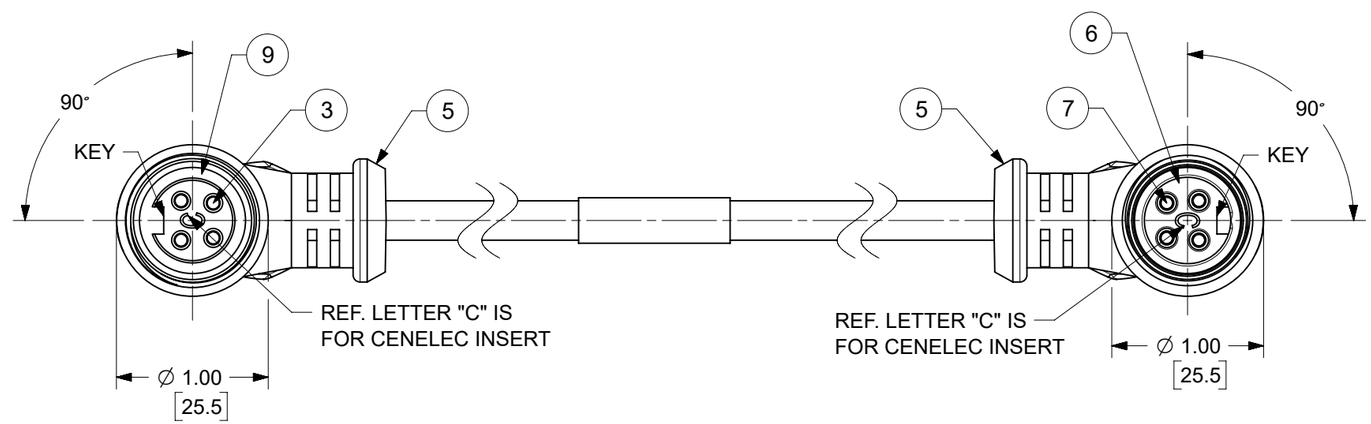

BOM:

ITEM	DESCRIPTION	MATERIAL	FINISH
10	WRAP LABEL	VINYL	YELLOW
9	FRICTION RING	NYLON	NATURAL
8	COUPLING NUT, MALE THREAD	ZINC-DIE CAST	BLACK E-COAT
7	CONTACT PIN	COPPER ALLOY	GOLD PLATED
6	MALE INSERT	TPE	YELLOW
5	OVERMOLD	TPE	YELLOW
4	COUPLING NUT, FEMALE THREAD	ZINC-DIE CAST	BLACK E-COAT
3	CONTACT SOCKET	COPPER ALLOY	GOLD PLATED
2	FEMALE INSERT	TPE	YELLOW
1	CABLE, 18 AWG ITC/PLTC, HI-FLEX	TPE JACKET	YELLOW

CABLE LENGTH TOLERANCES
<.3M [1FT]:+19mm-0 [+.75in-0]
.3 - .9M [1 - 3FT]: +44.5mm-0 [+1.75in-0]
.9 - 1.8M [3 - 6FT]: +55.6mm-0 [+2.19in-0]
1.8 - 3.7M [6 - 12FT]: +88.9mm-0 [+3.50in-0]
3.7 - 7.3M [12 - 24FT]: +165.1mm-0 [+6.50in-0]
7.3-14.6M [24 - 48FT]: +317.5mm-0 [+12.50in-0]
14.6 - 30.5M [48-100FT]: +622.3mm-0 [+24.50in-0]
OVER 30M [100FT] +2% OF FINISHED LENGTH

THIS DRAWING CONTAINS INFORMATION THAT IS PROPRIETARY TO MOLEX ELECTRONIC TECHNOLOGIES, LLC AND SHOULD NOT BE USED WITHOUT WRITTEN PERMISSION

FUNCTIONAL SYMBOLS: E/A = 0; E/C = 0; E/P = 0
DIVISIONAL SYMBOLS

DIMENSION UNITS: INCH/MM
SCALE: 1:1

GENERAL TOLERANCES (UNLESS SPECIFIED)

	MM	INCH
4 PLACES	± ---	± ---
3 PLACES	± ---	± ---
2 PLACES	± ---	± ---
1 PLACE	± ---	± ---
0 PLACES	± ---	± ---
ANGULAR TOL	± ---	

DRAFT WHERE APPLICABLE MUST REMAIN WITHIN DIMENSIONS

CURRENT REV DESC: REDRAWN IN NX. CHANGED OVM LOGO FROM "W" TO "BRAD", TABLE PNS REMOVED

EC NO: 852542
DRWN: MOHAMP8 2026/04/06
CHK'D: CARLOG18 2026/04/24
APPR: HKNEELAND 2026/07/24

INITIAL REVISION:
DRWN: QW 1998/10/16
APPR: BW 1998/11/04

THIRD ANGLE PROJECTION
DRAWING: B-SIZE
SERIES: 130010

molex

MINI-CHANGE EXT. CORDSET A-SIZE
4 POLE, MALE-FEMALE, 90 DEG-90 DEG, SINGLE KEY, 18 AWG, TPE HI-FLEX

PRODUCT CUSTOMER DRAWING

DOCUMENT NUMBER	DOC TYPE	DOC PART	REVISION
SD-130010-039	PSD	001	C

MATERIAL NUMBER	CUSTOMER	SHEET NUMBER
SEE TABLE	GENERAL MARKET	1 OF 1

DOCUMENT STATUS	P1	RELEASE DATE	2026/07/24 17:24:15

FORMAT: Eng-legacy-prod-B
REVISION: E1
DATE: 2021/05/01