FRONT VIEW - FEMALE INSERT WIRING COLOR CODE

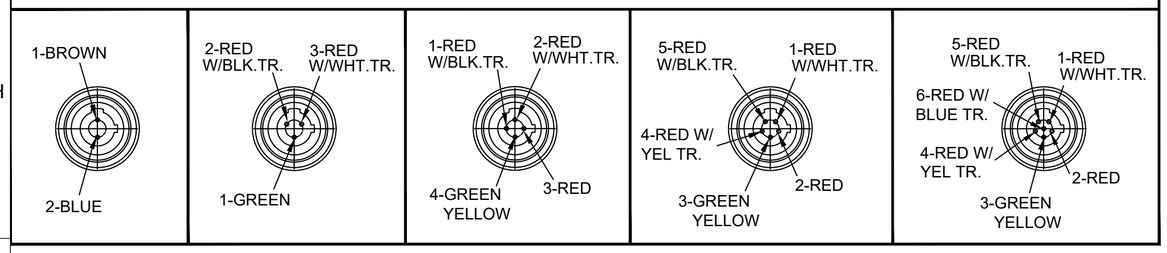

2 POLE | 3 POLE | 4 POLE | 5 POLE | 6 POLE

FRONT VIEW - MALE INSERT WIRING COLOR CODE

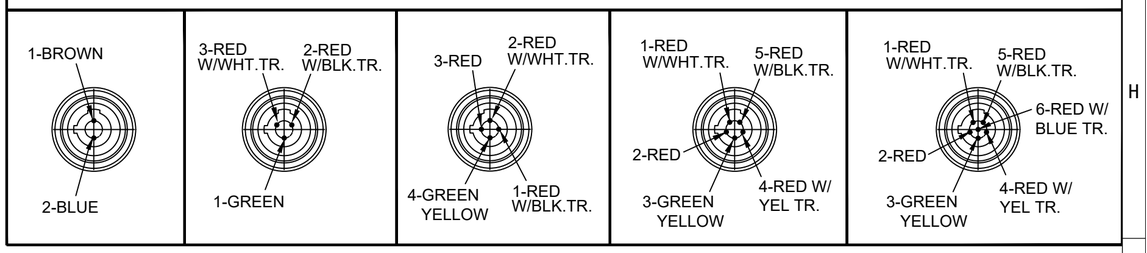

2 POLE | 3 POLE | 4 POLE | 5 POLE | 6 POLE

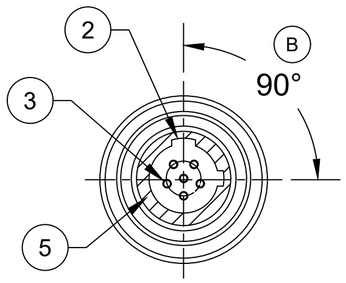

FEMALE - FACE VIEW
2X SCALE

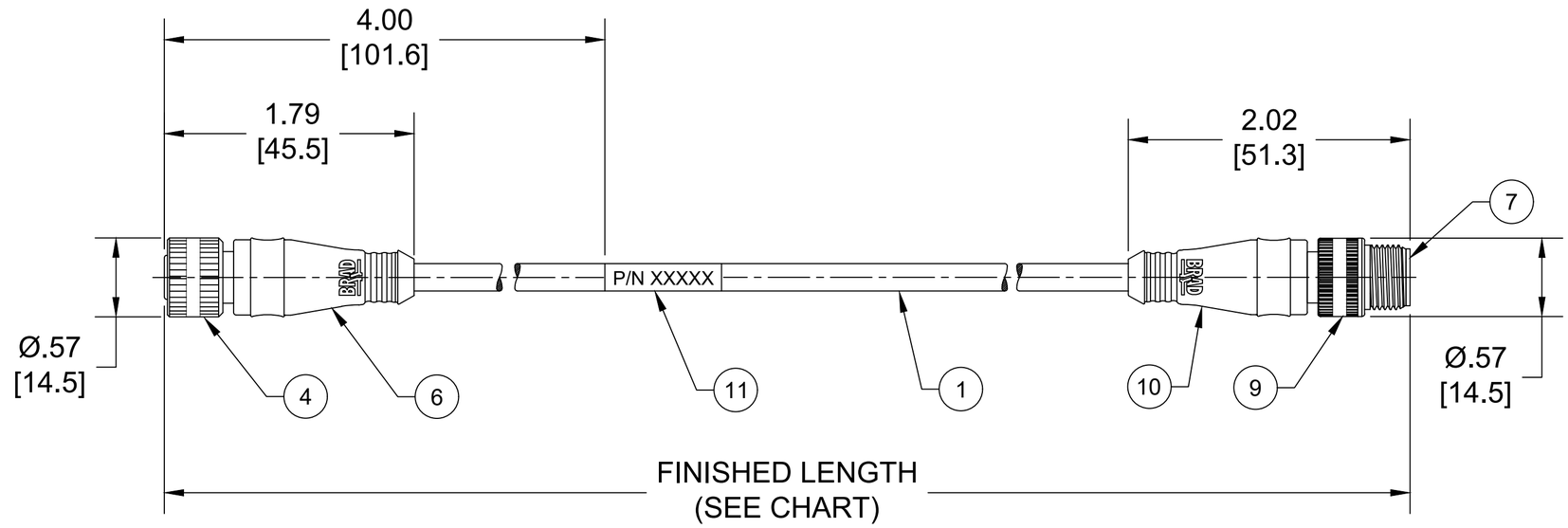

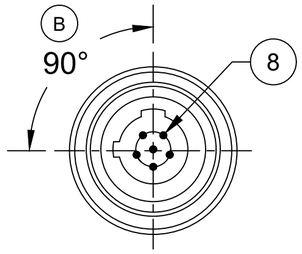

MALE - FACE VIEW
2X SCALE

NOTES:
1. MATERIAL: AS NOTED
2. FINISH: AS NOTED
3. ELECTRICAL:
   VOLTAGE: 250V
   CURRENT: 4A
4. TEMP RATING: -25°C TO +105°C
5. PROTECTION: IP67 (WHEN MATED)
6. COUPLING THREAD: 1/2-20
7. UL LISTED FILE: E152210
   CSA CERTIFIED FILE: LR6837
8. ALL DIMS ARE FOR REFERENCE UNLESS TOLERANCED OR NOTED OTHERWISE

PART NUMBER LEGEND

772030D02F030

POLE COUNT:
2 = 2 POLE
3 = 3 POLE
4 = 4 POLE
5 = 5 POLE
6 = 6 POLE

FINISHED LENGTH:
F010 = 1.0 FEET
F100 = 10.0 FEET
M005 = 0.5 METER
M010 = 1.0 METER
M100 = 10 METER

CABLE LENGTH TOLERANCES
<.3M [1FT]: +19mm-0 [+.75in-0]
.3 - .9M [1 - 3FT]: +44.5mm-0 [+1.75in-0]
.9 - 1.8M [3 - 6FT]: +55.6mm-0 [+2.19in-0]
1.8 - 3.7M [6 - 12FT: +88.9mm-0 [+3.50in-0]
3.7 - 7.3M [12 - 24FT]: +165.1mm-0 [+6.50in-0]
7.3-14.6M [24 - 48FT]: +317.5mm-0 [+12.50in-0]
14.6 - 30.5M [48-100FT]: +622.3mm-0 [+24.50in-0]
OVER 30M [100FT] +2% OF FINISHED LENGTH

ITEM	DESCRIPTION	MATERIAL	FINISH	
11	WRAP LABEL	VINYL	YELLOW	
10	OVERMOLD, MALE	TPC	YELLOW	
9	COUPLING NUT, MALE	ZINC DIE-CAST	BLACK E-COAT	B
8	CONTACT PIN	COPPER ALLOY	GOLD PLATED	
7	MALE INSERT	NYLON	BLACK	
6	OVERMOLD, FEMALE	TPC	YELLOW	
5	O-RING	NITRILE	RED	B
4	COUPLING NUT, FEMALE	ZINC DIE-CAST	BLACK E-COAT	B
3	CONTACT SOCKET	COPPER ALLOY	GOLD PLATED	
2	FEMALE INSERT	NYLON	BLACK	
1	CABLE, #22 AWG, BRAID SHIELD	PVC JACKET	YELLOW	B

MATERIAL NO.	ENGINEERING NO.	FINISHED LENGTH	POLES	CABLE DIA.
1200730057	772030D02F030	3.0 FT [0.9M]	2	.20 [5.1]
1200730102	773030D02F060	6.0 FT [1.8M]	3	.23 [5.7]
1200730223	774030D02F120	12 FT [3.7M]	4	.22 [5.6]
1200730300	775030D02F200	20 FT [6.1M]	5	.24 [6.1]
1200730371	776030D02F300	30 FT [9.1M]	6	.25 [6.4]

THIS DRAWING CONTAINS INFORMATION THAT IS PROPRIETARY TO MOLEX ELECTRONIC TECHNOLOGIES, LLC AND SHOULD NOT BE USED WITHOUT WRITTEN PERMISSION

FUNCTIONAL SYMBOLS
FA=0
FC=0
FP=0
DIVISIONAL SYMBOLS

DIMENSION UNITS: INCH/MM
SCALE: NTS

GENERAL TOLERANCES (UNLESS SPECIFIED)

	mm	INCH
4 PLACES	± ----	± ----
3 PLACES	± ----	± ----
2 PLACES	± ----	± ----
1 PLACE	± ----	± ----
0 PLACES	± ----	± ----
ANGULAR TOL ± ---- °		

DRAFT WHERE APPLICABLE MUST REMAIN WITHIN DIMENSIONS

CURRENT REV DESC: CABLE MATERIAL CHANGED FROM TPE TO PVC. COUPLING NUT FINISH FROM BLACK TO BLACK E-COAT. O-RING MATERIAL FROM VITON TO NITRILE. LABEL FROM FLAG TO WRAP. ADDED KEY ANGLE

EC NO: 842283
DRWN: ABENJAMINLW 2025/12/09
CHK'D: PDODDAMANEMY 2025/12/10
APPR: HKNEELAND 2025/12/11

INITIAL REVISION:
DRWN: LSTEMMLE 2010/02/08
APPR: FPACHER 2010/02/10

THIRD ANGLE PROJECTION | DRAWING: C-SIZE | SERIES: 120073

molex

MICRO-CHANGE CORDSET
2-6 POLE, FEM-MALE, STR-STR, DUAL KEYWAY, #22AWG SHIELDED PVC CABLE

PRODUCT CUSTOMER DRAWING

DOCUMENT NUMBER	DOC TYPE	DOC PART	REVISION
SD-120073-001	PSD	001	B

MATERIAL NUMBER	CUSTOMER	SHEET NUMBER
SEE TABLE	GENERAL MARKET	1 OF 1

DOCUMENT STATUS	P1	RELEASE DATE	2025/12/11 22:48:19

FORMAT: IN-ACAD-tb-prod-C
REVISION: A1
DATE: 2019/06/12